



STANDARD PRECAUTIONS PRECAUCIONES ESTÁNDAR



Standard Precautions must always be used in any healthcare setting for all patient/resident care.

Las precauciones estándar siempre deben usarse en cualquier entorno de atención médica para los cuidados de todos los pacientes/residentes.

Family/Visitors should not visit if having signs or symptoms of an infection or a communicable disease. Visitation also based on facility's policy.
Los familiares y visitantes no deben visitar si tienen señales o síntomas de infección o de una enfermedad contagiosa. Las visitas también dependen de la política de la instalación.

Follow instructions below before entering room.
Antes de entrar a la habitación, siga las instrucciones a continuación.

Everyone must:



Clean hands before entering and when leaving room.

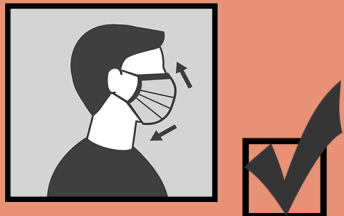
Todos deben:

Lavarse las manos antes de entrar y al salir de la habitación.



Cover your mouth and nose with elbow or tissue when coughing or sneezing.

Cubrirse la boca y la nariz con el codo o con un pañuelo de papel al toser o estornudar.



Wear appropriate mask, gown, and/or gloves, if contact with blood or body fluids is expected.

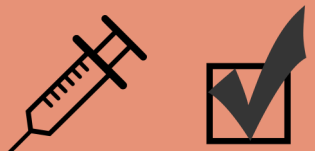
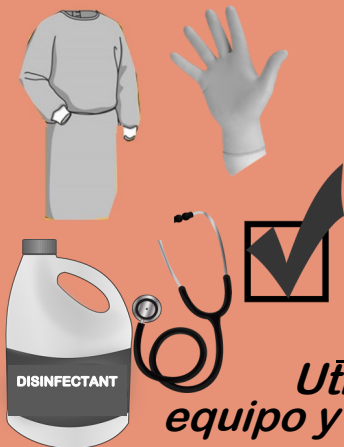
Usar mascarilla, bata y guantes adecuados si hay posibilidad de tener contacto con sangre y líquidos corporales.

All Healthcare Personnel must:

Properly handle, clean, and disinfect medical equipment and devices. Handle laundry and textiles carefully.

Todo el personal de atención médica debe:

Utilizar, limpiar y desinfectar de manera adecuada el equipo y dispositivos médicos. Manejar con cuidado la ropa y los textiles sucios.



Follow safe injection practices.
Siga las prácticas seguras de inyección.

Standard Precautions

Standard Precautions are used for all patient care. They're based on a risk assessment and make use of common sense practices, including use of personal protective equipment to protect healthcare providers from infection and prevent the spread of infection from patient to patient.

Perform Hand Hygiene

- Alcohol based handrub or wash with soap and water if visibly soiled before and after leaving the room.

Respiratory Hygiene/Cough Etiquette

The following measures to contain respiratory secretions are recommended for all individuals with signs and symptoms of a respiratory infection:

- Cover your mouth and nose with a tissue when coughing or sneezing;
 - Use the nearest waste receptacle to dispose of the tissue after use;
- Perform hand hygiene (e.g., hand washing with non-antimicrobial soap and water, alcohol-based handrub, or antiseptic handwash) after having contact with respiratory secretions and contaminated objects/materials.

Personal Protective Equipment

Personal Protective Equipment must be worn if exposure to infectious material (i.e. blood and body fluids) is anticipated.

- Masks– select appropriate mask
- Gown– secure ties and tie in back (bow should not be tied in front of the gown)
- Gloves– pull over the cuffs of gown

Take off and dispose in this order

(Do NOT wear same gown and gloves for multiple patients/residents)

- Gloves– Carefully remove to prevent contamination of hands upon removal
- Gown– Carefully remove to prevent contamination on clothing or skin
- Remove mask -or ear loop masks stretch the ear loops, remove and handle only ear loops.
 - Alcohol based handrub or wash with soap and water if visibly soiled

Dishes/Utensils:

No special precautions. Should be managed in accordance with routine procedures.

Appropriate Use, Cleaning, and Disinfection of medical equipment and devices

Follow facility policies and procedures for cleaning and disinfection of medical equipment and devices. All shared equipment must be cleaned between patients.

Linen and Textile Management:

Bag linen and trash in patient/resident room (double bagging of trash or linen is not necessary unless outside of bag visibly contaminated). Handle linen and textiles carefully.

Follow safe injection practices:

- Prepare injections using aseptic technique in a clean area.
- Disinfect the rubber septum on a medication vial with alcohol before piercing.
- Do not use needles or syringes for more than one patient (this includes manufactured prefilled syringes and other devices such as insulin pens).
- Single dose vials should be accessed one time only and for one patient only. Any remaining contents should be discarded.