

RECOMMENDED PRACTICES TO INTERRUPT TRANSMISSION OF INFECTIOUS AGENTS

Evelyn Cook, RN, CIC

Associate Director

NC Statewide Program for Infection Control and Epidemiology
(SPICE)



HISTORY OF ISOLATION PRECAUTIONS

- ▶ 1983 CDC Isolation Precautions in Hospital

Category-based precautions (Airborne Isolation, Droplet and Contact) plus blood and body fluids precautions

- ▶ 1985 Introduced Universal Precautions all patients considered infectious regardless of testing (*OSHA uses term universal precautions in BBP rule*)

- ▶ 1987 Body Substance Isolation

- focused on worker protection

- ▶ 1996 CDC HICPAC Revised Isolation Guidelines

- Introduced Standard Precautions and kept 3 categories of transmission-based precautions

GUIDANCE DOCUMENTS

- ▶ 2007 Guideline for Isolation Precautions: Preventing Transmission of Infectious Agents in Healthcare Settings-**revised and added:**
 - ▶ Safe Injection Practices
 - ▶ Respiratory Hygiene/Cough Etiquette
 - ▶ Use of mask during spinal procedures
- ▶ Management of Multi-drug resistant organisms (2006)
- ▶ Implementation of Personal Protective Equipment (PPE) use in nursing homes to prevent spread of multidrug-resistant organisms (6/22)
 - ▶ EBPs
 - ▶ QSO-24-8-NH (3/20/24)

KEY CONCEPTS

- ▶ Risk of transmission of infectious agents occurs in all settings
- ▶ Infections are transmitted from patient-to-patient via HCPs hands or medical equipment/devices
- ▶ Unidentified patients who are colonized or infected may represent risk to other patients
- ▶ Isolation precautions are **only part** of a comprehensive IP program



FUNDAMENTAL ELEMENTS -

- ▶ Administrative support
- ▶ **Adequate Infection Prevention staffing**
- ▶ Good communication with clinical microbiology lab and environmental services
- ▶ A comprehensive educational program for HCPs, patients, and visitors
- ▶ **Infrastructure support** for surveillance, outbreak tracking, and data management

CONTROLLING TRANSMISSION OF INFECTION



If there is a means of transmission, infection will spread to others.

Standard Precautions

Transmission-Based Precautions

STANDARD PRECAUTIONS



STOP

STANDARD PRECAUTIONS

PRECAUCIONES ESTÁNDAR



ALTO

Standard Precautions must always be used in any healthcare setting for all patient/resident care.
Las precauciones estándar siempre deben usarse en cualquier entorno de atención médica para los cuidados de todos los pacientes/residentes.

Everyone must:








Clean hands before entering and when leaving room.
Lavarse las manos antes de entrar y al salir de la habitación.

Cover your mouth and nose with elbow or tissue when coughing or sneezing.
Cubrirse la boca y la nariz con el codo o con un pañuelo de papel al toser o estornudar.

Wear appropriate mask, gown, and/or gloves, if contact with blood or body fluids is expected.
Usar mascarilla, bata y guantes adecuados si hay posibilidad de tener contacto con sangre y líquidos corporales.

All Healthcare Personnel must:
 Properly handle, clean, and disinfect medical equipment and devices. Handle laundry and textiles carefully.

Todo el personal de atención médica debe:
Utilizar, limpiar y desinfectar de manera adecuada el equipo y dispositivos médicos. Manejar con cuidado la ropa y los textiles sucios.

Follow safe injection practices.
Siga las prácticas seguras de inyección.

REVISED DATE: 12/1/2021

Translated by UNC Health Interpreter Services

Standard Precautions

Standard Precautions are used for all patient care. They're based on a risk assessment and make use of common sense practices, including use of personal protective equipment to protect healthcare providers from infection and prevent the spread of infection from patient to patient.

Perform Hand Hygiene

- Alcohol based handrub or wash with soap and water if visibly soiled before and after leaving the room.

Respiratory Hygiene/Cough Etiquette

The following measures to contain respiratory secretions are recommended for all individuals with signs and symptoms of a respiratory infection:

- Cover your mouth and nose with a tissue when coughing or sneezing;
 - Use the nearest waste receptacle to dispose of the tissue after use;
- Perform hand hygiene (e.g., hand washing with non-antimicrobial soap and water, alcohol-based handrub, or antiseptic handwash) after having contact with respiratory secretions and contaminated objects/materials.

Personal Protective Equipment

Personal Protective Equipment must be worn if exposure to infectious material (i.e. blood and body fluids) is anticipated.

- Masks- select appropriate mask
- Gown- secure ties and tie in back (bow should not be tied in front of the gown)
- Gloves- pull over the cuffs of gown

Take off and dispose in this order

(Do NOT wear same gown and gloves for multiple patients/residents)

- Gloves- Carefully remove to prevent contamination of hands upon removal
- Gown- Carefully remove to prevent contamination on clothing or skin
- Remove mask -or ear loop masks stretch the ear loops, remove and handle only ear loops.
- Alcohol based handrub or wash with soap and water if visibly soiled

Appropriate Use, Cleaning, and Disinfection of medical equipment and devices

Follow facility policies and procedures for cleaning and disinfection of medical equipment and devices. All shared equipment must be cleaned between patients.

Linen and Textile Management:

Bag linen and trash in patient/resident room (double bagging of trash or linen is not necessary unless outside of bag visibly contaminated). Handle linen and textiles carefully.

Follow safe injection practices:

- Prepare injections using aseptic technique in a clean area.
- Disinfect the rubber septum on a medication vial with alcohol before piercing.
- Do not use needles or syringes for more than one patient (this includes manufactured prefilled syringes and other devices such as insulin pens).
- Single dose vials should be accessed one time only and for one patient only. Any remaining contents should be discarded.

Family/Visitors are not to enter the room if infectious with fever, cough, rash or diarrhea. Children should not visit if unable to comply with requirements.

2007 Guideline for Isolation Precautions: Preventing Transmission of Infectious Agents in Healthcare Settings

Jane D. Siegel, MD; Emily Rhinehart, RN MPH CIC; Marguerite Jackson, PhD;
Linda Chiarello, RN MS; the Healthcare Infection Control Practices Advisory
Committee

Acknowledgement: The authors and HICPAC gratefully acknowledge Dr. Larry Strausbaugh
for his many contributions and valued guidance in the preparation of this guideline.

*Suggested citation: Siegel JD, Rhinehart E, Jackson M, Chiarello L, and the Healthcare Infection
Control Practices Advisory Committee, 2007 Guideline for Isolation Precautions: Preventing
Transmission of Infectious Agents in Healthcare Settings*
<http://www.cdc.gov/ncidod/dhqp/pdf/isolation2007.pdf>

► ***Implementation of
Standard Precautions
constitutes the primary
strategy for the
prevention of
healthcare-associated
transmission of
infectious agents
among patients and
healthcare personnel***

HAND HYGIENE

- ▶ After touching blood, body fluids, secretions, excretions, contaminated items; immediately after removing gloves; between resident contacts.



- *When hands are visibly dirty or contaminated with proteinaceous material or are visibly soiled with blood or other body fluids, wash hands with either a nonantimicrobial soap and water or an antimicrobial soap and water*



How to hand wash



ALCOHOL BASED HAND RUB

- *Unless hands are visibly soiled, an alcohol-based hand sanitizer is preferred over soap and water in most clinical situations.*



How to hand rub



HAND HYGIENE PROGRAM

ESSENTIAL PRACTICES = QUALITY OF EVIDENCE HIGH

- ▶ Promote the preferential use of ABHS in most clinical situations
- ▶ Perform HH as indicated by CDC **OR** the WHO Five moments
- ▶ HCP who provide direct or indirect care in high-risk areas (e.g, ICU, perioperative) should not wear artificial fingernail extenders
- ▶ Engage all HCP in primary prevention of occupational irritant and allergic contact dermatitis
- ▶ Provide facility-approved hand moisturizer that is compatible with antiseptics and gloves
- ▶ For routine hand hygiene, choose liquid, gel or foam ABHS with at least 60% alcohol

<https://doi.org/10.1017/ice.2022.304>

HAND HYGIENE PROGRAM

ESSENTIAL PRACTICES = QUALITY OF EVIDENCE HIGH

- ▶ Involve HCP in selection of products
- ▶ Educate HCP about an appropriate volume of ABHS and the time required to obtain effectiveness
- ▶ Ensure that ABHS dispensers are unambiguous, visible, and accessible within the workflow of HCP
- ▶ In private rooms, consider 2 ABHS dispensers the minimum threshold for adequate number of dispensers: 1 dispenser in the hallway, and 1 in the patient room

<https://doi.org/10.1017/ice.2022.304>

HAND HYGIENE PROGRAM

ESSENTIAL PRACTICES = QUALITY OF EVIDENCE HIGH

- ▶ Educate HCP about the potential for self-contamination and environmental contamination when gloves are worn
- ▶ *Clean hands immediately following glove removal. If handwashing is indicated (C. difficile, norovirus) and sinks are not immediately available, use ABHS and then wash hands as soon as possible.*
- ▶ Educate and confirm the ability of HCP to doff gloves in a manner that avoids contamination.
- ▶ Take steps to reduce environmental contamination associated with sinks and sink drains
- ▶ ***Do not keep medications or patient care supplies on countertops or mobile surfaces that are within 1 m (3 feet) of sinks***
- ▶ Monitor adherence to hand hygiene




<https://doi.org/10.1017/ice.2022.304>

APPROACHES THAT SHOULD NOT BE CONSIDERED A ROUTINE PART OF HH

- ▶ Do not supply individual pocket-sized ABHS dispensers in lieu of accessible wall-mounted dispensers
- ▶ Do not refill or “top-off” soap dispensers, moisturizer dispensers or ABHS dispensers
- ▶ Do not use antimicrobial soaps formulated with triclosan
- ▶ Do not routinely double-glove
- ▶ Do not remove access to ABHS when responding to organisms such as *C. difficile* or norovirus
- ▶ Do not disinfect gloves during care

<https://doi.org/10.1017/ice.2022.304>

STANDARD PRECAUTIONS

Component	Recommendation
<i>Personal Protective Equipment (PPE)</i>	
Gloves 	For touching blood, body fluids, secretions, excretions, contaminated items; for touching mucous membranes and non-intact skin
Gown 	During procedures and resident-care activities when contact of clothing/exposed skin with blood/body fluids, secretions, and excretions is anticipated
Mask, eye protection 	During procedures and resident-care activities likely to generate splashes or sprays of blood, body fluids, secretions, especially suctioning, endotracheal intubation

USE OF PERSONAL PROTECTIVE EQUIPMENT (PPE)



- ▶ Perform and maintain an inventory of PPE – monitor daily PPE use
- ▶ Make necessary PPE available where patient care is provided
- ▶ Position trash can near the exit inside the room for disposal
- ▶ Implement strategies to optimize current PPE supply – even before shortages occur

USE OF PERSONAL PROTECTIVE EQUIPMENT (PPE)

- Three overriding principals related to personal protective equipment (PPE)
 - Wear PPE when the nature of the anticipated patient interaction indicates that contact with blood or body fluids may occur
 - Prevent contamination of clothing and skin during the process of removing PPE
 - ***Before leaving the patient's room, remove and discard PPE –respirators removed after leaving***



SAFE WORK PRACTICES (PPE USE)

- ✓ Keep hands away from face
- ✓ Work from clean to dirty
- ✓ Limit surfaces touched
- ✓ Change when torn or heavily contaminated
- ✓ Perform hand hygiene



Personal Protective Equipment (PPE)

Component	Recommendation
Soiled equipment	Handle in a manner that prevents transfer of microorganisms to others and to the environment; wear gloves if visibly contaminated; perform hand hygiene
Environmental Control	Develop procedures for routine care, cleaning, and disinfection of environmental surfaces, especially frequently touched surfaces in resident-care areas
Laundry	Handle in a manner that prevents transfer of microorganisms to others and to the environment
Needles and sharps	Do not recap, bend, break, or hand-manipulate used needles; if recapping is required, use a one-handed scoop technique only; use safety features when available; place used sharps in puncture-resistant container
Resident Resuscitation	Use mouthpiece, resuscitation bag, other ventilation devices to prevent contact with mouth and oral secretions

Component	Recommendation
<p>Patient placement</p>	<p>Prioritize for <u>single room</u> if patient is at <i>increased risk of transmission, is likely to contaminate the environment, does not maintain appropriate hygiene, or is at increased risk of acquiring infection or developing adverse outcome following infection.</i></p>
<p>Respiratory hygiene/cough etiquette (source containment of infectious respiratory secretions in symptomatic persons, beginning at initial point of encounter)</p>	<p>Instruct symptomatic persons to cover mouth/nose when sneezing/coughing; use tissues and dispose in no-touch receptacle; observe hand hygiene after soiling of hands with respiratory secretions; wear surgical mask if tolerated or maintain spatial separation, >3 feet if possible.</p>

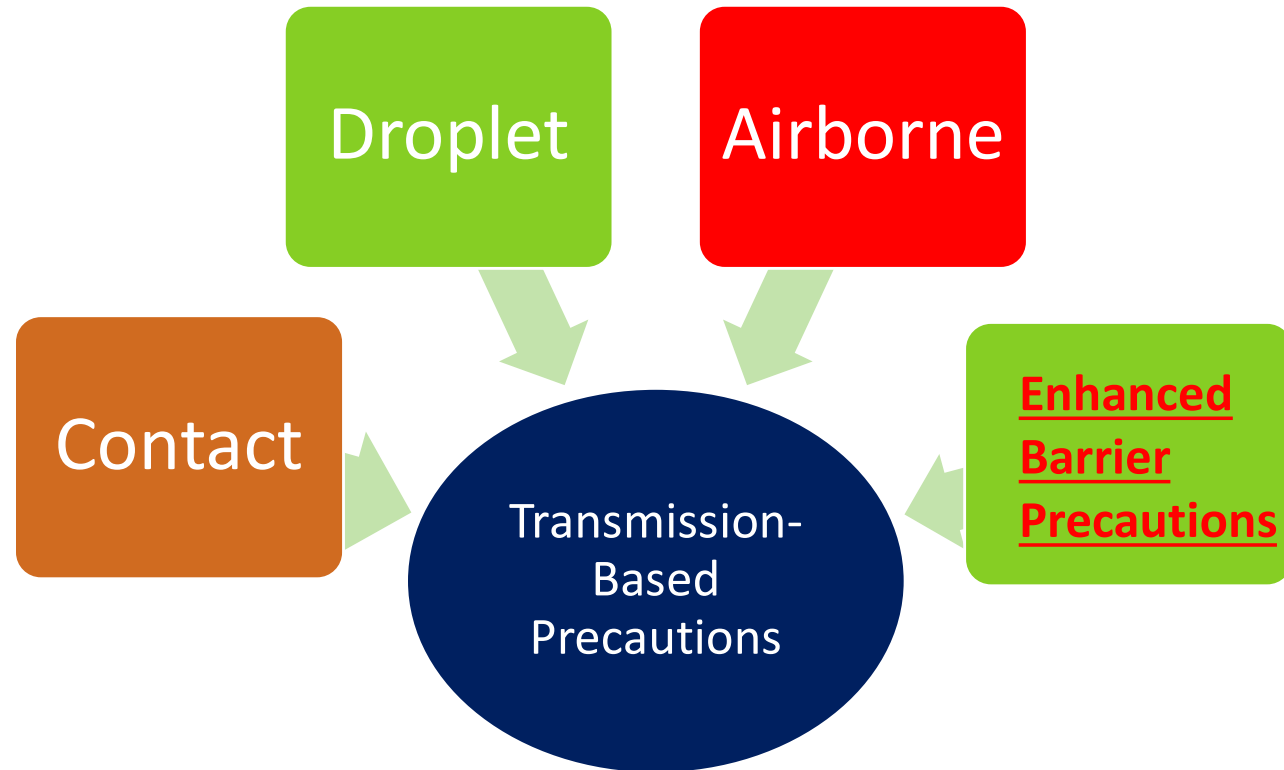
Component	Recommendation
Safe Injection Practices	<p>Apply to the use of needles, cannulas that replace needles, and, where applicable intravenous delivery systems</p> <ul style="list-style-type: none">• Use aseptic technique• Needles, cannulae and syringes are sterile, single-use items• Use single-dose vials for parenteral medications whenever possible• Do not administer medications from single-dose vials or ampules to multiple residents• Do not keep multidose vials in the immediate resident treatment area• Do not use bags or bottles of IV solution as a common source of supply for multiple residents
Special Lumbar Procedures	<p>Wear a surgical mask when placing a catheter or injecting material into the spinal canal or subdural space</p>

RECOMMENDED PRACTICES TO REDUCE TRANSMISSION IN ALL SHARED ROOMS

- ▶ When patients are placed in shared rooms, facilities must implement strategies to help minimize transmission between roommates.
- ▶ These strategies apply for all shared rooms, regardless of patient colonization or infection status:
 - Maintain separation of at least 3 feet between beds.
 - Use privacy curtains to limit direct contact.
 - Clean and disinfect as if each bed area were a different room. For example:
 - Clean and disinfect any shared or reusable equipment.
 - Change mopheads, cleaning cloths, and other cleaning equipment between bed areas.
 - Clean and disinfect environmental surfaces on a more frequent schedule.
 - Have healthcare personnel change personal protective equipment (if worn), including gloves, and perform hand hygiene before and after interaction with each roommate.

<https://www.cdc.gov/fungal/candida-auris/c-auris-infection-control.html#:~:text=Healthcare%20providers%20can%20find%20recommendations,together%20in%20the%20same%20room.>

TRANSMISSION BASED PRECAUTIONS



Transmission-Based Precautions are for patients who are known or suspected to be infected or colonized with infectious agents, including certain epidemiologically important pathogens, and are used when the route(s) of transmission are not completely interrupted using Standard Precautions alone.

SOURCES OF INFECTION



- ▶ Humans
 - ▶ Patients
 - ▶ Healthcare Personnel
 - ▶ Visitors/household members
- ▶ Environmental
- ▶ Common Vehicles
- ▶ Vectorborne



Host Factors

Age

Immobility

Incontinence

Dysphagia

Chronic Diseases

Poor Functional Status

Medications

Indwelling devices

ROUTES OF TRANSMISSION

- ▶ Direct Contact
- ▶ Indirect Contact
- ▶ Droplet
- ▶ Aerosol (Airborne)





CONTACT PRECAUTIONS PRECAUCIONES DE TRANSMISIÓN POR CONTACTO



Family/Visitors should not visit if having signs or symptoms of an infection or a communicable disease. Visitation also based on facility's policy.
Los familiares y visitantes no deben visitar si tienen señales o síntomas de infección o de una enfermedad contagiosa. Las visitas también dependen de la política de la instalación.

Follow instructions below before entering room.
Antes de entrar a la habitación, siga las instrucciones a continuación.



Everyone must:
Clean hands before entering and when leaving room.

Todos deben:

Lavarse las manos antes de entrar y antes de salir de la habitación.



All Healthcare Personnel must:
Todo el personal de atención médica debe:



Wear gloves when entering room and remove before leaving room.

Usar guantes al entrar a la habitación y quitárselos antes de salir de la habitación.



Wear a gown when entering room and remove before leaving.

Usar una bata al entrar a la habitación y quitársela antes de salir.



Use patient-dedicated or single-use disposable equipment. If shared equipment is used clean and disinfect between patients.

Usar equipo desechable de un solo uso o designado al paciente. Si se utiliza equipo compartido, limpiar y desinfectar entre pacientes.

Additional PPE may be required per Standard Precautions.

Es posible que se exija utilizar equipo de protección personal adicional según las precauciones estándar.

Contact Precautions

Remove sign after room is terminally cleaned upon discharge or discontinuation of precautions.

Common conditions (per CDC guidelines)

- Methicillin-resistant *Staphylococcus aureus* (MRSA)
- Vancomycin-resistant *Enterococcus* (VRE)
- Carbapenem-resistant *Enterobacteriales* (CRE)
- Extended spectrum beta lactamase producers Gram Negative Rods (ESBL-GNR)
- Candida auris* (C. auris)
- Other multidrug resistant organisms
- Scabies
- Uncontained draining wounds or abscesses
- RSV

Room Placement:

Use private room when available. When private rooms are unavailable, place together in the same room persons who are colonized or infected with the same pathogen.

Personal Protective Equipment

Put on in this order

- Alcohol based handrub or wash with soap and water if visibly soiled
- Gown- secure ties and tie in back (bow should not be tied in front of the gown)
- Gloves- pull over the cuffs of gown

Take off and dispose in this order

- (Do NOT wear same gown and gloves for multiple patients/residents)
- Gloves- Carefully remove to prevent contamination of hands upon removal
- Gown- Carefully remove to prevent contamination on clothing or skin
- Alcohol based hand rub or wash hands with soap and water if visibly soiled

Diarrhea/Utensils:

No special precautions. Should be managed in accordance with routine procedures.

Room Cleaning:

Follow facility policy for Contact Precautions

Trash and Linen Management:

Bag linen and trash in patient/resident room (double bagging of trash or linen is not necessary unless outside of bag visibly contaminated).

Transport:

Essential transport only. Place patient/resident in a clean gown. Clean and disinfect transport equipment. Alert receiving department regarding patient/resident isolation precaution status.

Duration of Precautions:

For all multidrug resistant organisms, follow guidance and recommendations from CDC (Management of Multidrug-Resistant Organisms in Healthcare Settings) and SHEA (Duration of Contact Precautions for Acute-Care Settings).

For other guidance for duration of precautions, follow Appendix A- Type and Duration of Precautions Recommended for Selected Infections and Conditions within the CDC's 2007 Guideline for Isolation Precautions:

Preventing Transmission of Infectious Agents in Healthcare Settings

DIRECT AND INDIRECT CONTACT TRANSMISSION

DIRECT CONTACT: SKIN TO SKIN TOUCHING



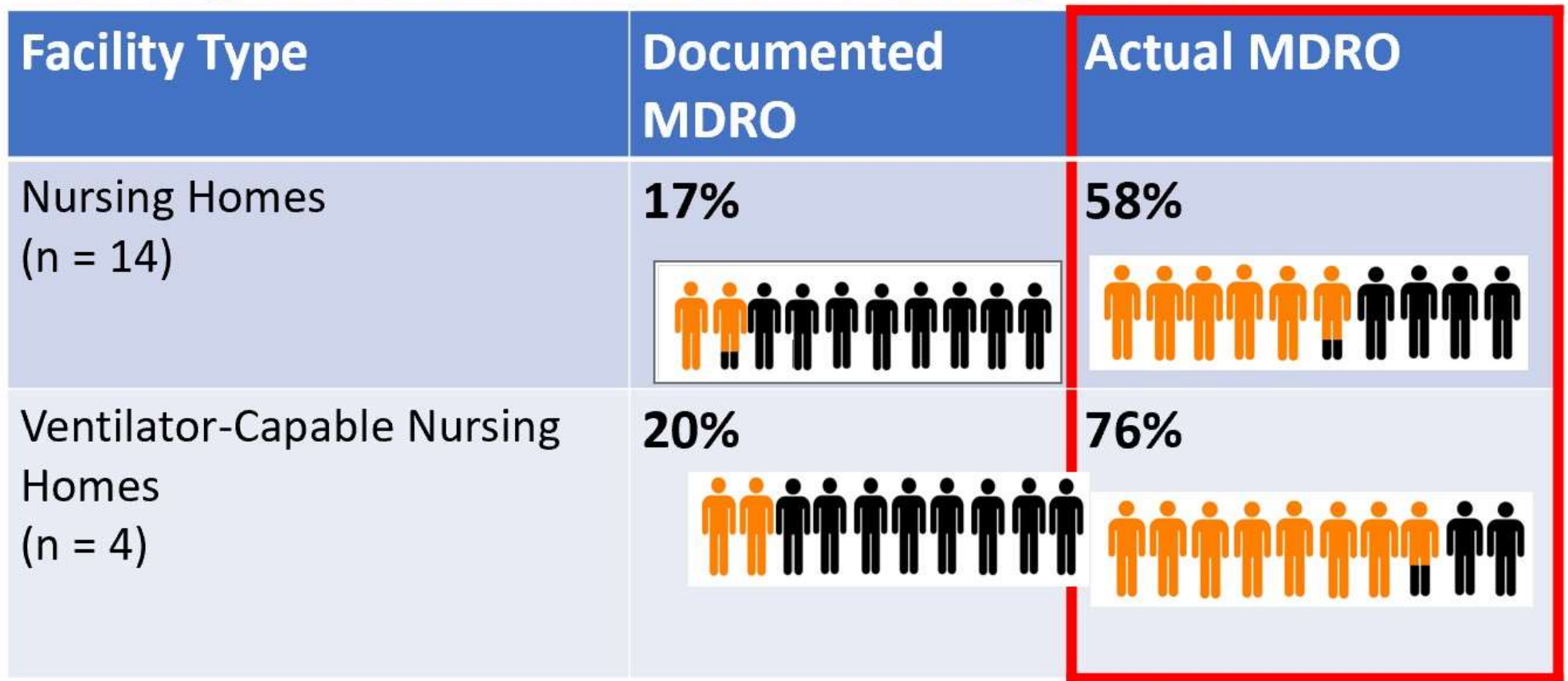
INDIRECT CONTACT: INANIMATE SURFACES



CONTACT PRECAUTIONS

- ▶ Common conditions:
 - ▶ MRSA,
 - ▶ VRE,
 - ▶ CRE,
 - ▶ ESBL-GNR,
 - ▶ *Candida auris*,
 - ▶ Scabies,
 - ▶ Uncontained draining wounds or abscesses
- ▶ Private room if available
- ▶ ***Don gown and gloves when entering the room***
- ▶ Disposable or dedicated equipment
- ▶ Transport patients in a fresh gown

The Large Burden of MDROs in Nursing Homes



McKinnell JA et al, Clin Infect Dis. 2019; 69(9):1566-1573



Known MDRO



No Known MDRO

Slide acknowledgement CDC presentation



ENHANCED BARRIER PRECAUTIONS (LTCFs)



PRECAUCIONES CON BARRERAS REFORZADAS (CENTROS DE LARGA ESTANCIA)

Family/Visitors should not visit if having signs or symptoms of an infection or a communicable disease. Visitation also based on facility's policy.
 Los familiares y visitantes no deben visitar si tienen señales o síntomas de infección o de una enfermedad contagiosa. Las visitas también dependen de la política de la instalación.

Follow instructions below before entering room.
Antes de entrar a la habitación, siga las instrucciones a continuación.



Everyone must:

Todos deben:

Clean hands before entering and after leaving room.

Lavarse las manos antes de entrar y antes de salir de la habitación.



All Healthcare Personnel must:

Todo el personal de atención médica debe:

Wear gloves and gown for the following High-Contact Resident Care Activities:



- Dressing Bathing/Showering
 - Transferring
 - Changing Linens
 - Providing Hygiene
- Changing briefs or assisting with toileting
- Device care or use: central line, urinary catheter, feeding tube, tracheostomy
- Wound Care: any skin opening requiring a dressing

Usar guantes y bata para las siguientes actividades de alto contacto durante el cuidado de residentes:

- Vestir, bañar, duchar, trasladar, cambiar la ropa de cama.
- Proporcionar higiene, cambiar la ropa interior o ayudar a usar el baño.
- Cuidado o uso de dispositivos: vía central, sonda urinaria, sonda de alimentación, traqueostomía.

Additional PPE may be required per Standard Precautions.
 Es posible que se exija utilizar equipo de protección personal adicional según las precauciones estándar.

Translated by UNC Health Interpreter Services

REVISED DATE: 7/26/2022

Enhanced Barrier Precautions

Not intended for acute care or long-term acute care (LTACs)

All residents with any of the following:

- Infection or colonization with a **MDRO** when Contact Precautions do not apply. At a minimum include resistant organisms targeted by CDC (e.g., Pan-resistant organisms, Carbapenemase producing *Enterobacteriales*, Carbapenemase producing *Pseudomonas* spp., Carbapenemase-producing *Acinetobacter baumannii* and *Candida auris*)

- Wounds (skin opening that requires a dressing) and/or indwelling medical devices (e.g., central line, urinary catheter, feeding tube, tracheostomy/ventilator) regardless of MDRO colonization status

Facilities may consider applying Enhanced Barrier Precautions to residents infected or colonized with other epidemiologically-important MDROs based on facility policy.

Residents are not restricted to their rooms or limited from participating in group activities

Perform Hand Hygiene

- Alcohol based handrub or wash with soap and water if visibly soiled before and after leaving the room.

Personal Protective Equipment

Wear gloves and a gown for the following High-Contact Resident Care Activities.

Do not wear the same gown and gloves for the care of more than one resident.

High-Contact Resident Care Activities include:

- Dressing
- Bathing/Showering
- Transferring
- Changing Linens
- Providing Hygiene
 - Changing briefs or assisting with toileting
- Device care or use: central line, urinary catheter, feeding tube, tracheostomy
 - Wound Care: any skin opening requiring a dressing

Take off and dispose in this order

- Gloves- Carefully remove to prevent contamination of hands upon removal
 - Gown- Carefully remove to prevent contamination on clothing or skin
 - Alcohol based handrub or wash with soap and water if visibly soiled

Dishes/Utensils:

No special precautions. Should be managed in accordance with routine procedures.

Appropriate Use, Cleaning, and Disinfection of medical equipment and devices

Follow facility policies and procedures for cleaning and disinfection of medical equipment and devices. All shared equipment must be cleaned between patients.


Linen and Textile Management:

Bag linen and trash in patient/resident room (double bagging of trash or linen is not necessary unless outside of bag visibly contaminated). Handle linen and textiles carefully.

Duration of Precautions

Intended to be in place for the duration of a resident's stay in the facility or until resolution of the wound or discontinuation of the indwelling medical device that placed them at risk

Implementation of Personal Protective Equipment (PPE) Use in Nursing Homes to Prevent Spread of Multidrug-resistant Organisms (MDROs)

Print version: [Implementation of PPE in Nursing Homes to Prevent Spread of MDROs](#)  [PDF - 7 pages]

Summary of Recent Changes:

- Added additional rationale for the use of Enhanced Barrier Precautions (EBP) in nursing homes, including the high prevalence of multidrug-resistant organism (MDRO) colonization among residents in this setting.
- Expanded residents for whom EBP applies to include any resident with an indwelling medical device or wound (regardless of MDRO colonization or infection status).
- Expanded MDROs for which EBP applies.
- Clarified that, in the majority of situations, EBP are to be continued for the duration of a resident's admission.

On this Page

[Background](#)

[Description of Precautions](#)

[Summary of PPE Use and Room Restriction](#)

[Implementation](#)

[References](#)

Resources

<https://www.cdc.gov/hai/containment/PPE-Nursing-Homes.html>

MDROs TARGETED BY CDC 2019

- ▶ Pan-resistant organisms:
 - ▶ Resistant to all current antibacterial agents *Acinetobacter*, *Klebsiella pneumonia*, *pseudomonas aeruginosa*
- ▶ Carbapenemase-producing Enterobacterales
- ▶ Carbapenemase-producing *Pseudomonas* spp.
- ▶ Carbapenemase-producing *Acinetobacter baumannii* and
- ▶ *Candida auris*



July 2022:

- Expanded MDROs for which EPBs apply (MRSA, VRE etc.,)
- Expanded residents for whom EPBs applies to include any resident with an indwelling medical device or wound (regardless of MDRO colonization or infection status)
- EPB are to be continued for the duration of the resident's stay



ENTERIC PRECAUTIONS

PRECAUCIONES DE TRANSMISIÓN POR ENTÉRICA



Family/Visitors should not visit if having signs or symptoms of an infection or a communicable disease. Visitation also based on facility's policy.
 Los familiares y visitantes no deben visitar si tienen señales o síntomas de infección o de una enfermedad contagiosa. Las visitas también dependen de la política de la instalación.

Follow instructions below before entering room.
Antes de entrar a la habitación, siga las instrucciones a continuación.



Everyone must:
Clean hands before entering and when leaving room.

Todos deben:

Lavarse las manos antes de entrar Y antes de salir de la habitación.



All Healthcare Personnel must:

Todo el personal de atención médica debe:



Wear gloves when entering room and remove before leaving room.

Usar guantes al entrar a la habitación y quitárselos antes de salir de la habitación.



Wear a gown when entering room and remove before leaving.

Usar una bata al entrar a la habitación y quitársela antes de salir.



Use patient-dedicated or single-use disposable equipment. If shared equipment is used, clean with an EPA K list disinfectant.

Usar equipo desechable de un solo uso o designado al paciente. Si se usa equipo compartido, limpiarlo con un desinfectante de la lista K de la EPA.

Additional PPE may be required per Standard Precautions.

Es posible que se exija utilizar equipo de protección personal adicional según las precauciones estándar.

Enteric Precautions

Remove sign after room is terminally cleaned upon discharge or discontinuation of precautions.

Common conditions:

Clostridioides difficile

Norovirus

Room Placement:

Use private room when available. When private rooms are unavailable, place together in the same room persons who are colonized or infected with the same pathogen.

Personal Protective Equipment

Put on in this order

- Alcohol based handrub or wash with soap and water if visibly soiled

During an outbreak, consider using soap & water instead of alcohol-based hand sanitizers after removing gloves.

- Gown— secure ties and tie in back (bow should not be tied in front of the gown)
- Gloves— pull over the cuffs of gown

Take off and dispose in this order:

- (Do NOT wear same gown and gloves for multiple patients/residents)
- Gloves— Carefully remove to prevent contamination of hands upon removal
- Gown— Carefully remove to prevent contamination on clothing or skin
- Alcohol based handrub or wash hands with soap and water if visibly soiled. If your institution experiences an outbreak, consider using soap and water instead of alcohol-based hand sanitizers for hand hygiene after removing gloves while caring for patients with CDI.

Dishes/Utensils:

No special precautions. Should be managed in accordance with routine procedures.

Room Cleaning:

Follow facility policy. Use a disinfectant included on the EPA LIST K. Examples of these include: Bleach wipes, bleach and other sporicidal disinfectants.

Trash and Linen Management:

Bag linen and trash in patient/resident room (double bagging of trash or linen is not necessary unless outside of bag visibly contaminated).

Transport:

Essential transport only. Place patient/resident in a clean gown. Clean and disinfect transport equipment. Alert receiving department regarding patient/resident isolation precaution status.

CONTACT



ENTERIC PRECAUTIONS

- ▶ Common conditions:
 - ▶ *Clostridioides difficile*,
 - ▶ Norovirus,
 - ▶ Rotovirus
- ▶ **USE ABHR for routine care.**
- ▶ During an outbreak, HCP should consider using soap & water routinely

- ▶ Private room if possible
- ▶ Gown and gloves
- ▶ Disposable or dedicated equipment
- ▶ Use EPA agent from the K list of disinfectants: Dilute Bleach , sporicidal disinfectants.



DROPLET PRECAUTIONS

PRECAUCIONES DE TRANSMISION POR GOTAS



Family/Visitors should not visit if having signs or symptoms of an infection or a communicable disease. Visitation also based on facility's policy.
Los familiares y visitantes no deben visitar si tienen señales o síntomas de infección o de una enfermedad contagiosa. Las visitas también dependen de la política de la instalación.

Follow instructions below before entering room.
Antes de entrar a la habitación, siga las instrucciones a continuación.



Everyone must:

Clean hands before entering and when leaving room.

Todos deben:

Lavarse las manos antes de entrar y al salir de la habitación.



Wear surgical/procedure mask when entering the room and remove after exiting the room.

Usar una mascarilla quirúrgica o para procedimientos al entrar a la habitación y quitársela después de salir de la habitación.

Additional PPE may be required per Standard Precautions.

Es posible que se exija equipo de protección personal adicional según las precauciones estándar.

Translated by UNC Health Interpreter Services

REVISED DATE: 1/20/2022

Droplet Precautions

Remove sign after room is terminally cleaned upon discharge or discontinuation of precautions.

Common conditions (per CDC guidelines)

- B. pertussis* (Whooping cough)
- Influenza virus
- Rhinovirus
- Known or suspected *Neisseria meningitidis* (meningococcal) and *H. influenzae meningitis*
- Mumps
- Rubella
- Parvovirus B19

Room Placement:

Use private room when available. When private rooms are unavailable, place together in the same room persons who are colonized or infected with the same pathogen. Spatial separation of ≥ 3 feet and drawing the curtain between patient beds is especially important for patients in multi-bed rooms with infections transmitted by the droplet route.

Personal Protective Equipment

Put on in this order

- Alcohol based handrub or wash with soap and water if visibly soiled
- Mask- Cover nose, mouth, and chin. If wearing a mask with ties, all ties must be secured.

Take off and dispose in this order

- Mask- Do NOT grasp front of the mask when removing. Grasp bottom ties then the ties at top and pull away from face. For ear loop masks stretch the ear loops, remove, and handle only ear loops.
- Alcohol based handrub or wash hands with soap and water if visibly soiled.

Diaper/Utensils:

No special precautions. Should be managed in accordance with routine procedures.

Room Cleaning:

Follow facility policy for Droplet Precautions

Trash and Linen Management:

Bag linen and trash in patient/resident room (double bagging of trash or linen is not necessary unless outside of bag visibly contaminated).

Transport:

Essential transport only. Place patient/resident in a medical grade mask. Clean and disinfect transport equipment. Alert receiving department regarding patient/resident isolation precaution status.

Duration of Precautions:

For guidance for duration of precautions, follow Appendix A- Type and Duration of Precautions Recommended for Selected Infections and Conditions within the CDC's 2007 Guideline for Isolation Precautions: Preventing Transmission of Infectious Agents in Healthcare Settings

DROPLET PRECAUTIONS

Applies when respiratory droplets contain pathogens which may be spread to another susceptible individual

▶ Common conditions:

- ▶ Pertussis,
- ▶ Influenza,
- ▶ Rhinovirus,
- ▶ Neisseria meningitides,
- ▶ Mumps,
- ▶ Rubella,
- ▶ Parvovirus B19



- ▶ Surgical or procedure mask upon entering the room
- ▶ Private room when available
- ▶ Transport patient in a medical grade mask.



AIRBORNE PRECAUTIONS PRECAUCIONES DE TRANSMISION AÉREA



Family/Visitors should not visit if having signs or symptoms of an infection or a communicable disease. Visitation also based on facility's policy.
Los familiares y visitantes no deben visitar si tienen señales o síntomas de infección o de una enfermedad contagiosa. Las visitas también dependen de la política de la instalación.

Follow instructions below before entering room.
Antes de entrar a la habitación, siga las instrucciones a continuación.

Everyone must:



Clean hands before entering and when leaving room.

Todos deben:

Lavarse las manos antes de entrar y antes de salir de la habitación.

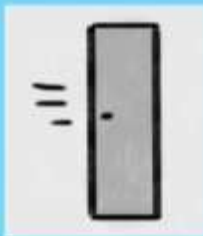


Wear a respirator (N95) or higher level respirator prior to entering the room. Remove after exiting the room.

Visitors-See nurse for instruction on mask or respirator selection and use.

Usar un respirador (N95) o un respirador de nivel superior antes de entrar a la habitación. Quitárselo después de salir de la habitación.

Visitantes- consulte con la enfermera para obtener instrucciones sobre la selección y el uso de



**Keep door closed.
(Maintain negative pressure)**

*Mantenga la puerta cerrada.
(Mantener presión negativa)*

Additional PPE may be required per Standard Precautions.

Es posible que se exija utilizar equipo de protección personal adicional según las precauciones estándar.

Translated by LINC Health Interpreter Services

REVISED DATE: 1/20/2022

Airborne Precautions

Remove sign after room is terminally cleaned upon discharge or discontinuation of precautions.

Common conditions (per CDC guidelines)

*Mycobacteria tuberculosis (TB)
Measles*

Room Placement:

Preferred placement for patients who require Airborne Precautions is in an airborne infection isolation room (AIIR). An AIIR is a single-patient room that is equipped with special air handling and ventilation capacity that meet the Facility Guidelines Institute (FGI) standards for AIIR. In settings where Airborne Precautions cannot be implemented due to limited engineering resources (e.g., physician offices), masking the patient, placing the patient in a private room (e.g., office examination room) with the door closed, and providing N95 or higher level respirators or masks if respirators are not available for healthcare personnel will reduce the likelihood of airborne transmission until the patient is either transferred to a facility with an AIIR or returned to the home environment, as deemed medically appropriate.

Personal Protective Equipment

Put on in this order

- Alcohol based handrub or wash with soap and water if visibly soiled
- Fit tested NIOSH approved respirator (N95) or higher level respirator

Healthcare worker must be fit tested for respirator and visitors should see nurse for proper use.

Take off and dispose in this order

- N95 respirator- Do NOT grasp front of the respirator. Grasp bottom elastics then the ones at the top.
- Alcohol based handrub or wash hands with soap and water if visibly soiled.

Dishes/Utensils:

No special precautions. Should be managed in accordance with routine procedures.

Room Cleaning:

Follow facility policy for Airborne Precautions. When in doubt keep sign on door and room closed for one hour to allow room air to circulate and filter.

Trash and Linen Management:

Bag linen and trash in patient room (double bagging of trash or linen is not necessary unless outside of bag visibly contaminated).

Transport:

Essential transport only. Place patient in a medical grade mask. Clean and disinfect transport equipment. Alert receiving department regarding patient/resident isolation precaution status.

Duration of Precautions:

For guidance for duration of precautions, follow Appendix A- Type and Duration of Precautions Recommended for Selected Infections and Conditions within the CDC's 2007 Guideline for Isolation Precautions: Preventing Transmission of Infectious Agents in Healthcare Settings



AIRBORNE PRECAUTIONS

Occurs when pathogens are so small, they can easily be dispersed in the air over long distances by air currents.

- Common conditions:
 - Tuberculosis,
 - Measles

Private room only

Room requires Negative airflow pressure

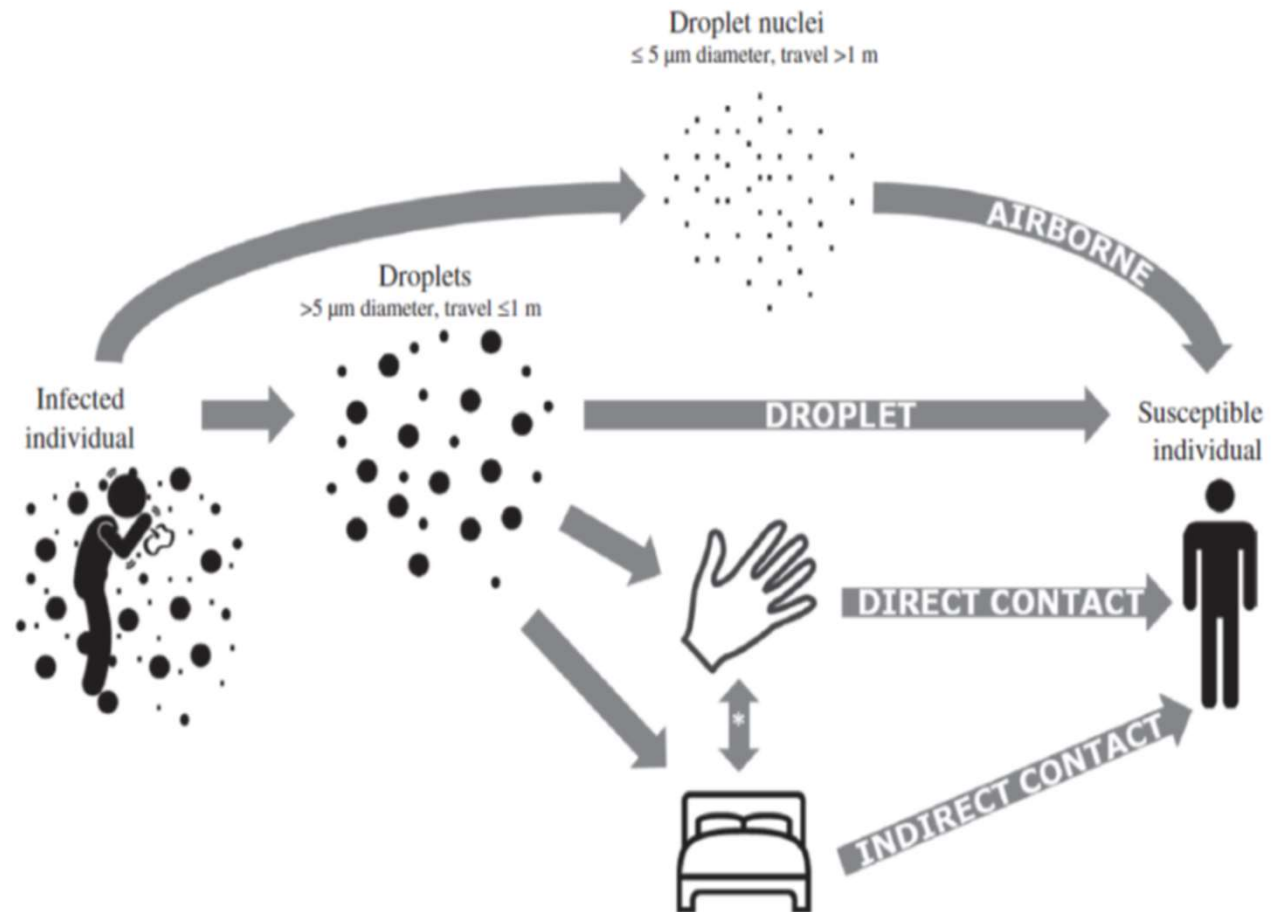
Doors must remain closed

Everyone must wear an N-95 respirator

Limit the movement and transport of the patient

TRANSMISSION-BASED PRECAUTIONS

- ▶ Combinations of precautions may be necessary based on the pathogen:
 - ▶ Droplet plus Contact
 - ▶ Airborne plus Contact



1Proceianoy RS, et al. J Pediatr (Rio J) 2002;11 April; 2 Almendros A, et al. Vet Rec 2020;4; 3Chin AWH, et al David Weber: Associate Chief Medical Officer, UNC Hospitals; Medical Director, Hospital Epidemiology: COVID-19 (SARS Co-V-2) Update



AIRBORNE CONTACT PRECAUTIONS



PRECAUCIONES PARA LA TRANSMISION POR CONTACTO Y POR VIA AEREA

Family/Visitors should not visit if having signs or symptoms of an infection or a communicable disease. Visitation also based on facility's policy.
 Los familiares y visitantes no deben visitar si tienen señales o síntomas de infección o de una enfermedad contagiosa. Las visitas también dependen de la política de la instalación.

Follow instructions below before entering room.
Antes de entrar a la habitación, siga las instrucciones a continuación.

All Healthcare Personnel must:

Todo el personal de atención médica debe:



Clean hands before entering and when leaving room.

Lavarse las manos antes de entrar y al salir de la habitación.



Wear a gown when entering room and remove before leaving.

Usar una bata al entrar a la habitación y quitársela antes de salir.




Wear N95 or higher level respirator before entering the room and remove after exiting.

Usar un respirador N95 o un respirador de nivel superior antes de entrar a la habitación y quitárselo después de salir.



Wear gloves when entering room and remove before leaving.

Usar guantes al entrar a la habitación y quitárselos antes de salir.



**Keep door closed.
(Maintain negative pressure)**

Mantener la puerta cerrada. (Mantener presión negativa).

Additional PPE may be required per Standard Precautions.

Es posible que se exija utilizar equipo de protección personal adicional según las precauciones estándar.

Airborne Contact Precautions

Remove sign after room is terminally cleaned upon discharge or discontinuation of precautions.

Common conditions (per CDC guidelines)

- Chicken Pox
- Disseminated Shingles
- Smallpox
- Monkey pox
- Extrapulmonary tuberculosis (draining lesions)

Room Placement:

Preferred placement for patients who require Airborne Precautions is in an airborne infection isolation room (AIIR). An AIIR is a single-patient room that is equipped with special air handling and ventilation capacity that meet the Facility Guidelines Institute (FGI) standards for AIIR. In settings where Airborne Precautions cannot be implemented due to limited engineering resources (e.g. physician offices), masking the patient, placing the patient in a private room (e.g., office examination room) with the door closed, and providing N95 or higher level respirators or masks if respirators are not available for healthcare personnel will reduce the likelihood of airborne transmission until the patient is either transferred to a facility with an AIIR or returned to the home environment, as deemed medically appropriate.

Personal Protective Equipment:

Put on in this order

- Alcohol based handrub or wash with soap and water if visibly soiled
 - Gown
 - Fit tested NIOSH approved respirator (N95) or higher level respirator
- Healthcare worker must be fit tested for respirator and visitors should see nurse for proper use.
- Gloves

Take off and dispose in this order

- Gloves
- Gown- Unfasten gown ties, taking care that sleeves don't contact your body when reaching for ties. Pull gown away from neck and shoulders, touching inside of gown only.
- N95 respirator- Do NOT grasp front of respirator. Grasp bottom elastics then the ones at the top.
 - Alcohol based handrub or wash hands with soap and water if visibly soiled.

Dishes/Utensils:

No special precautions. Should be managed in accordance with routine procedures.

Room Cleaning:

Follow facility policy for Airborne Contact Precautions

Trash and Linen Management:

Bag linen and trash in patient room (double bagging of trash or linen is not necessary unless outside of bag visibly contaminated).

Transport:

Essential transport only. Place patient in a medical grade mask. Clean and disinfect transport equipment. Alert receiving department regarding patient isolation precaution status.

Duration of Precautions:

For guidance for duration of precautions, follow Appendix A- Type and Duration of Precautions Recommended for Selected Infections and Conditions within the CDC's 2007 Guideline for Isolation Precautions: Preventing Transmission of Infectious Agents in Healthcare Settings

AIRBORNE CONTACT PRECAUTIONS

- ▶ Common conditions:
 - ▶ Chicken Pox
 - ▶ Disseminated Shingles
 - ▶ Smallpox
 - ▶ Monkey pox
 - ▶ Extrapulmonary tuberculosis (draining lesions)
- ▶ AIR- single-patient room with special air handling and ventilation capacity that meet the Facility Guidelines Institute (FGI) standards.
- ▶ N95 or higher respirator
- ▶ Essential transport only with patient wearing a medical grade mask
- ▶ Upon discharge allow at least one hour for air to circulate

1. Airborne Contaminant Removal

Table B.1. Air changes/hour (ACH) and time required for airborne-contaminant removal by efficiency *

ACH § ¶	Time (mins.) required for removal 99% efficiency	Time (mins.) required for removal 99.9% efficiency
2	138	207
4	69	104
6 ⁺	46	69
8	35	52
10 ⁺	28	41
12 ⁺	23	35
15 ⁺	18	28
20	14	21
50	6	8

* This table is revised from Table S3-1 in reference 4 and has been adapted from the formula for the rate of purging airborne contaminants presented in reference 1435.

<https://www.cdc.gov/infectioncontrol/guidelines/environmental/appendix/air.html#b1>



DROPLET CONTACT PRECAUTIONS



PRECAUCIONES DE TRANSMISION POR GOTAS Y POR CONTACTO

Family/Visitors should not visit if having signs or symptoms of an infection or a communicable disease. Visitation also based on facility's policy.
Los familiares y visitantes no deben visitar si tienen señales o síntomas de infección o de una enfermedad contagiosa. Las visitas también dependen de la política de la instalación.

Follow instructions below before entering room.
Antes de entrar a la habitación, siga las instrucciones a continuación.

Everyone must:

Todos deben:



Clean hands before entering and when leaving room.

Lavarse las manos antes de entrar y antes de salir de la habitación.



Wear a gown when entering room and remove before leaving.

Usar una bata al entrar a la habitación y quitársela antes de salir.



Wear surgical/procedure mask when entering the room. Remove immediately before leaving room.

Usar una mascarilla quirúrgica o para procedimientos al entrar a la habitación. Quitársela justo antes de salir de la habitación.



Wear gloves when entering room. Perform hand hygiene after removing gloves.

Usar guantes al entrar a la habitación. Llevar a cabo la higiene de manos después de quitarse los guantes.

Additional PPE may be required per Standard Precautions.

Es posible que se exija utilizar equipo de protección personal adicional según las precauciones estándar.

Droplet Contact Precautions

Remove sign after room is terminally cleaned upon discharge or discontinuation of precautions.

Common conditions (per CDC guidelines)

- Rhinovirus if associated with copious secretions
- Invasive group A streptococcal infection associated with soft tissue involvement
- Adenovirus pneumonia

Room Placement

Use private room when available. When private rooms are unavailable, place together in the same room persons who are colonized or infected with the same pathogen.

Spatial separation of ≥3 feet and drawing the curtain between patient/resident beds is especially important for patients/residents in multi-bed rooms with infections transmitted by the droplet route.

Personal Protective Equipment

Put on in this order

- Alcohol based handrub or wash with soap and water if visibly soiled
 - Gown
- Surgical/procedure mask- Cover nose, mouth, and chin. If wearing a mask with ties, all ties must be secured.
 - Gloves

Take off and dispose in this order

- Gloves- perform hand hygiene after removing gloves
- Gown- Unfasten gown ties, taking care that sleeves don't contact your body when reaching for ties. Pull gown away from neck and shoulders, touching inside of gown only.
- Surgical/procedure mask- Do NOT grasp front of the mask when removing. Grasp bottom ties then the ties at top and pull away from face. For ear loop masks stretch the ear loops, remove, and handle only ear loops.
 - Alcohol based handrub or wash hands with soap and water if visibly soiled.

Diaper/Utensils:

No special precautions. Should be managed in accordance with routine procedures.

Room and Equipment Cleaning:

Follow facility policy for Droplet Contact Precautions for room cleaning. Use patient-dedicated or single-use disposable equipment. If shared equipment is used, clean and disinfect between patients.

Trash and Linen Management:

Bag linen and trash in patient/resident room (double bagging of trash or linen is not necessary unless outside of bag visibly contaminated).

Transport:

Essential transport only. Place patient/resident in a medical grade mask. Clean and disinfect transport equipment. Alert receiving department regarding patient/resident isolation precaution status.

Duration of Precautions:

For guidance for duration of precautions, follow Appendix A- Type and Duration of Precautions Recommended for Selected Infections and Conditions within the CDC's 2007 Guideline for Isolation Precautions: Preventing Transmission of Infectious Agents in Healthcare Settings

DROPLET CONTACT PRECAUTIONS

- ▶ Common conditions:
 - ▶ Rhinovirus if associated with copious secretions,
 - ▶ Invasive group A streptococcal infection associated with soft tissue involvement
 - ▶ Certain coronaviruses
 - ▶ RSV (infants and young children)
- ▶ Private room or keep >3 spatial separation
- ▶ Surgical or procedure mask when entering room
- ▶ Gown and gloves on room entry and remove when leaving room
- ▶ Essential transport with patient in a medical grade mask and clean gown



SPECIAL DROPLET CONTACT PRECAUTIONS



PRECAUCIONES ESPECIALES PARA LA TRANSMISIÓN POR CONTACTO Y POR GOTAS

Family/Visitors should not visit if having signs or symptoms of an infection or a communicable disease. Visitation also based on facility's policy.
 Los familiares y visitantes no deben visitar si tienen señales o síntomas de infección o de una enfermedad contagiosa. Las visitas también dependen de la política de la instalación.

Follow instructions below before entering room.
 Antes de entrar a la habitación, siga las instrucciones a continuación.



All Healthcare Personnel must:

Todo el personal de atención médica debe:

Clean hands before entering and when leaving room.

Lavarse las manos antes de entrar y antes de salir de la habitación.



Wear a gown when entering room and remove before leaving.

Usar una bata al entrar y quitársela antes de salir.



Wear N95 or higher level respirator before entering the room and remove after exiting.

Usar un respirador N95 o un respirador de nivel superior antes de entrar a la habitación y quitárselo después de salir.



Protective eyewear (face shield or goggles)

Protección para los ojos (careta o gafas protectoras)



Wear gloves when entering room and remove before leaving.

Usar guantes al entrar a la habitación y quitárselos antes de salir.



Place in private room. Keep door closed (if safe to do so).

Colocar en habitación privada. Mantenga la puerta cerrada (si es seguro hacerlo).

Additional PPE may be required per Standard Precautions.

Es posible que se exija utilizar equipo de protección personal adicional según las precauciones estándar.

Special Droplet Contact Precautions

Remove sign after room is terminally cleaned upon discharge or discontinuation of precautions.

Common conditions (per CDC guidelines)

SARs, COVID-19

Room Placement:

Place patient in a single-person room. Keep the door closed UNLESS it poses a safety risk (i.e., fall, memory care units). Dedicated bathroom should be in the room. When private rooms are unavailable, place together in the same room persons who are colonized or infected with the same pathogen.

Aerosol Generating Procedures (AGPs) should be performed in an Airborne Infection Isolation Room (AIIR) if available.

Personal Protective Equipment:

Put on in this order

- Alcohol based handrub or wash with soap and water if visibly soiled
 - Gown
- Fit tested NIOSH approved respirator (N95) or higher level respirator

Healthcare worker must be fit tested for respirator and visitors should see nurse for proper use.

- Put on eye protection (face shield or goggles)
 - Gloves

Take off and dispose in this order

- Eye Protection- Remove goggles or face shield from the back by lifting head band or ear pieces
- Gown- Unfasten gown ties, taking care that sleeves don't contact your body when reaching for ties. Pull gown away from neck and shoulders, touching inside of gown only.
- N95 respirator- Do NOT grasp front of the respirator. Grasp bottom elastics then the ones at the top.
 - Alcohol based handrub or wash hands with soap and water if visibly soiled.

Diaper/Urinals:

No special precautions. Should be managed in accordance with routine procedures.

Room Cleaning:

Follow facility policy for Special Droplet Contact Precautions

Trash and Linen Management:

Bag linen and trash in patient/resident room (double bagging of trash or linen is not necessary unless outside of bag visibly contaminated).

Transport:

Essential transport only. Place patient/resident in a medical grade mask. Clean and disinfect transport equipment. Alert receiving department regarding patient/resident isolation precaution status.

Duration of Precautions:

For guidance for duration of precautions, follow Appendix A- Type and Duration of Precautions Recommended for Selected Infections and Conditions within the CDC's 2007 Guideline for Isolation Precautions: Preventing Transmission of Infectious Agents in Healthcare Settings

SPECIAL DROPLET CONTACT PRECAUTIONS

(PRIMARILY FOR NURSING HOMES)

- ▶ Common conditions:
 - ▶ SARS,
 - ▶ SAR-CoV-2 (COVID-19)
- ▶ Private room with door closed unless fall risk.
- ▶ Fit tested N95 or higher respirator
- ▶ Protective eyewear
- ▶ Gown and gloves
- ▶ Essential transport only with resident-resident wearing a medical grade mask

WHEN TO DISCONTINUE TBP PRECAUTIONS

- ▶ Resume Standard Precautions once high-risk exposures or active symptoms have discontinued
 - ▶ Refer to ***Appendix A in the 2007 Isolation Guidelines-updated 2018***

Type and Duration of Precautions Recommended for Selected Infections and Conditions¹

Guideline for Isolation Precautions: Preventing Transmission of Infectious Agents in Healthcare Settings (2007)

Appendix A Updates [September 2018]

Changes: Updates and clarifications made to the table in Appendix A: Type and Duration of Precautions Recommended for Selected Infections and Conditions.

A B C D E F G H I J K L M N O P Q R S T U V W Y Z

A

Infection/Condition	Type of Precaution	Duration of Precaution	Precautions/Comments
Abscess Draining, major	Contact + Standard	Duration of illness	Until drainage stops or can be contained by dressing.

Alarming Uptick of Deadly Superbugs in Hospitals

Antibiotic-Resistant Superbugs Responsible for 60 Percent of all Intensive Care Unit Infections

Sickness bug forces over 50 hospital wards to be closed

By Tom Kelly and Daniel Gates

SICKNESS BUG TOLL TO HIT 200,000 A WEEK

A STOMACH bug sweeping the nation could kill 200,000 people a week, health officials warn.

average, it handles more than 22,000 a day. The service received 1,000,000 queries in the 10 days from December 21 to January 1. There were 850,000 calls through the website and the most common complaints were vomiting and abdominal pain, least sufferers are advised to stay at home, drink lots of fluids and take paracetamol.

(CBS) America's hospitals are places of healing and hope. But they're also home to a growing threat. You may have heard of MSRA - a dangerous infection can often be treated with antibiotics. Now there's a new class of superbugs - infections striking patients with little or no effective treatment at all.

Jackie Cash and her sisters, Katie and Moira, were worried when their 78-year-old father, Bill, was checked into a New York hospital earlier this year with a highly treatable form of pneumonia.

CBS News Anchor Katie Couric, healthy, active man is now confined to bed after getting an infection that's resistant to all the antibiotics that have been thrown at it.

(Scroll down to see more)

"You realize there may be a way that can actually fix this, but it's a horrendous realization."

The organism raging through Bill's hospital is **KLEBSIELLA**. It's one of five deadly superbugs that are turning up in America's hospitals with alarming frequency. They're now responsible for 60 percent of all intensive care unit infections.

UPDATE: New Drug-Resistant Superbugs Found in 3 States

Published September 14, 2010 | Associated Press

Print Email Share Comments (0) Recommend 2K



BOSTON — An infectious-disease nightmare is unfolding: Bacteria that have been made resistant to nearly all antibiotics by an alarming new gene have sickened people in three states and are popping up all over the world, health officials reported Monday.

The U.S. cases and two others in Canada all involve people who had recently received medical care in India last month in an effort to avoid the risk of medical

Multi-drug Resistant Organisms (MDROs)

RISK FACTORS FOR DEVELOPING A MDRO

- ▶ Duration of hospitalization
- ▶ High rates of transfer in and between hospitals
- ▶ Local institution risk factors
- ▶ Long term care facilities
- ▶ Intensive care units
- ▶ High rate of device utilization
- ▶ Colonization
- ▶ Prior antibiotic use

*“Age, comorbid illnesses, invasive medical devices, frequent antibiotic exposure, and dependence on healthcare workers, in the setting of communal living, all serve to increase the risk of nursing home residents becoming colonized or infected with healthcare-acquired bacterial pathogens.”
(Dumyati, et. Al., 2017)*

MDROS SPREAD IN HEALTHCARE SETTINGS

- ▶ Patient to patient transmission via healthcare provider's hands
- ▶ Environmental/equipment contamination

X marks the location where VRE was isolated in the room



Image from Abstract: The risk of hand and glove contamination after contact with a VRE + resident environment. Hayden M, ICAAC, 2001, Chicago, IL.

CANDIDA AURIS: AN OVERVIEW, CDC

- ▶ *Candida auris* is an emerging fungus that presents a serious global health threat for the following reasons:
 - ▶ *C. auris* is spreading geographically and increasing in incidence.
 - ▶ *C. auris* may colonize patients for months to years (no method of decolonization). Infection (usually candidemia) has a high mortality (~60%).
 - ▶ It is often multidrug-resistant (e.g., echinocandins, triazoles, polyene {amphotericin B}). Some strains are resistant to all three available classes of antifungals.
 - ▶ It is difficult to identify with standard laboratory methods, and it can be misidentified in labs without specific technology. Misidentification may lead to inappropriate management.
 - ▶ It has caused multiple outbreaks in healthcare settings. For this reason, it is important to quickly identify *C. auris* in a hospitalized patient so that healthcare facilities can take special precautions to stop its spread.

Acknowledgement: Dr. David Weber MD, MPH, FIDSA, FSHEA, FRSM: Emerging Infectious Disease: *Candida Auris*-SPICE webinar (3/15/23)

CANDIDA AURIS: AN OVERVIEW, CDC

- ▶ May 11, 2021: Updated Tracking *C. auris* to include historical and current U.S. interactive maps and downloadable datasets
- ▶ July 19, 2021: Environmental Protection Agency (EPA) has created List P, a list of EPA-registered disinfectants effective against *C. auris*
- ▶ Current needs: (1) rapid diagnostics; (2) new drugs; (3) decolonization methods; (4) registered, easy to use and effective disinfectants; (5) other tools or protocols for treatment and prevention

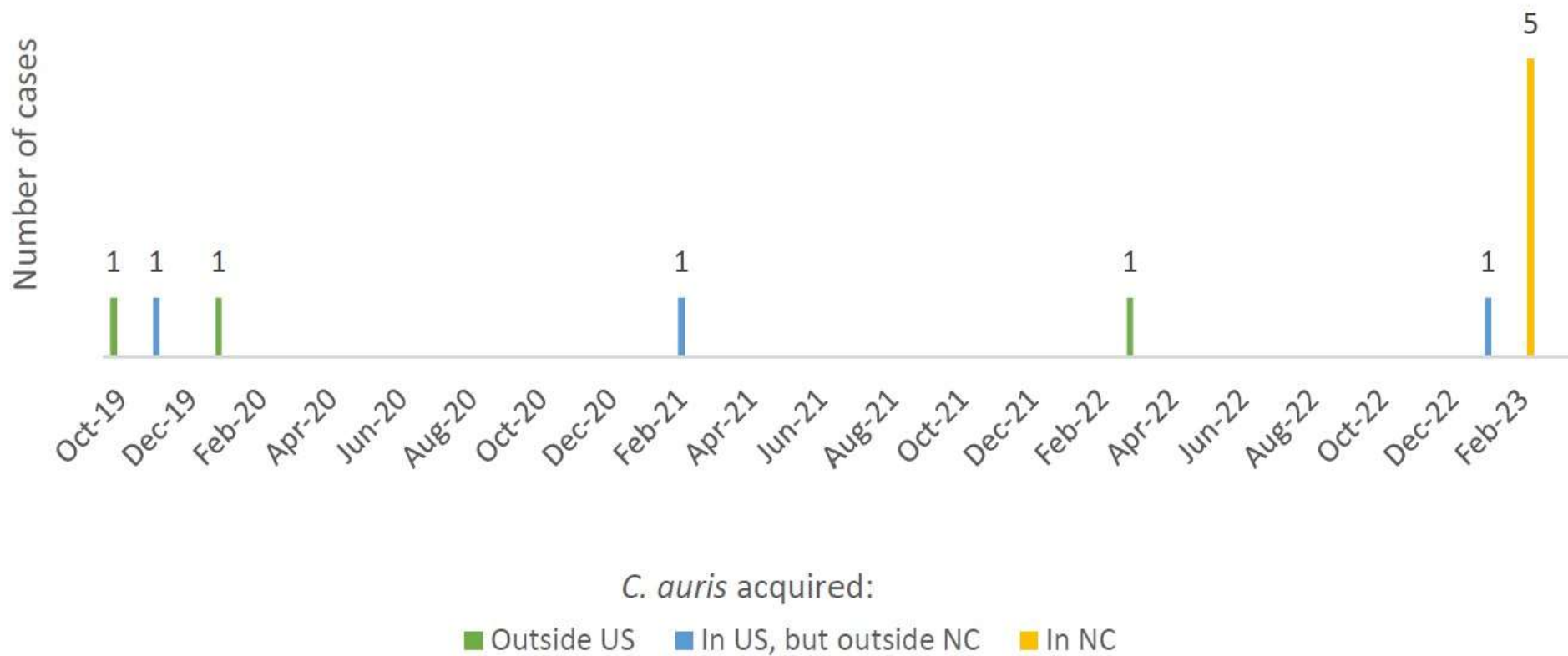
Acknowledgement: Dr. David Weber MD, MPH, FIDSA, FSHEA, FRSM: Emerging Infectious Disease: *Candida Auris*-SPICE webinar (3/15/23)

CANDIDA AURIS: EPIDEMIOLOGY

- ▶ First isolated in 2009 from ear discharge of a female patient in Japan; now reported in >45 countries worldwide
- ▶ Healthcare-associated outbreaks common
- ▶ Mortality ~65%-70%
- ▶ Primarily infects the usual spectrum of compromised individuals including those with uncontrolled diabetes mellitus, chronic renal diseases, neutropenia, and those on immunosuppressive therapy, broad-spectrum antimicrobials, and those with indwelling medical devices, or at extremes of age.
- ▶ Causes an array of human diseases ranging from fungemias, surgical/nonsurgical wound infections, urinary tract infections, meningitis, myocarditis, skin abscesses, to bone infections.

Acknowledgement: Dr. David Weber MD, MPH, FIDSA, FSHEA, FRSM: Emerging Infectious Disease: *Candida Auris*-SPICE webinar (3/15/23)

Candida auris cases in North Carolina



CANDIDA AURIS: INFECTION CONTROL

- ▶ Place any patients with suspected or confirmed *C. auris* on contact precautions in a single-patient room immediately.
- ▶ *C. auris* is known to widely contaminate the environment and can persist in the environment for several weeks. Conduct daily and terminal environmental cleaning using a disinfectant on [EPA's List P](#). (*NCDHHS memo 3/30/23*)
- ▶ Healthcare providers should use **Contact Precautions** to manage patients with *C. auris* in acute care hospitals and long-term acute care hospitals. Manage residents with *C. auris* in nursing homes, including skilled nursing facilities, using either **Contact Precautions or Enhanced Barrier Precautions**, depending on the situation and local or state jurisdiction recommendations. (CDC 1/23)

KEY MDRO PREVENTION STRATEGIES

- ▶ Assessing hand hygiene practices
- ▶ Quickly reporting MDRO lab results
- ▶ Implementing Contact Precautions
- ▶ Recognizing previously colonized patients
- ▶ Strategically place patients based on MDRO risk factors
- ▶ Careful device utilization
- ▶ Antibiotic stewardship
- ▶ Inter-facility communication



PROTECTIVE PRECAUTIONS



PRECAUCIONES PROTECTORAS

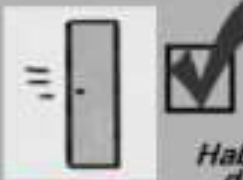
Family/Visitors should not visit if having signs or symptoms of an infection or a communicable disease. Visitation also based on facility's policy.
Los familiares y visitantes no deben visitar si tienen señales o síntomas de infección o de una enfermedad contagiosa. Las visitas también dependen de la política de la instalación.

Follow instructions below before entering room.
Antes de entrar a la habitación, siga las instrucciones a continuación.

Everyone must: Todos deben:



Clean hands before entering and when leaving room.
Lavarse las manos antes de entrar y antes de salir de la habitación.



Well sealed private room with filtering, air flow, air pressure, and ventilation requirements (specified on back of sign)
Habitación privada bien sellada con requisitos de filtración, flujo de aire, presión de aire y ventilación (especificados en la parte posterior del letrero)



No dried or fresh flowers or potted plants.
No se permiten flores frescas o secas ni plantas vivas.



Do not enter if feeling unwell.
No entre si está enfermo.

Personal protective equipment may be required per Standard Precautions.

Es posible que se exija utilizar el equipo de protección personal según las precauciones estándar.

Translated by UNIC Health Interpreter Services

REVISED DATE: 1/20/2022

Protective Precautions

Remove signs after discontinuation of precautions.
A Protective Environment is designed for allogeneic hematopoietic stem cell transplant (HSCT) patients to minimize fungal spore counts in the air and reduce the risk of invasive environmental fungal infections.

Room Placement:

- Filter incoming air using central or point-of-use high efficiency particulate (HEPA) filters capable of removing 99.7% of particles.
 - Ensure at least 12 air changes per hour (ACH).
- Direct room airflow with the air supply on one side or the room that moves air across the patient bed and exhausted on opposite side.
- Ensure positive air pressure in room and monitor daily with visual indicators (smoke tubes or flutter strips).
- Ensure room is well-sealed to prevent infiltration of outside air (including sealed walls, floors, ceilings, windows, electrical outlets-if leakage detected, locate source and repair).
 - Use self-closing doors on all room exits.

Personal Protective Equipment

- Alcohol based handrub or wash with soap and water if visibly soiled.
 - PPE indicated per standard precautions.
- After PPE removal, alcohol based handrub or wash hands with soap and water if visibly soiled.

Diaper/Urinals:

No special precautions. Should be managed in accordance with routine procedures.

Room Cleaning:

- Daily wet-mopping of horizontal surfaces using cloths moistened with EPA-registered hospital disinfectant/bleach (includes sprinkler heads). Avoid dusting methods that disperse dust.
- No carpeting in hallways and patient rooms. No upholstered furniture and furnishings. Use vacuum cleaner with HEPA filters when vacuum cleaning is necessary.

Trash and Linen Management:

Bag linen and trash in patient/resident room (double bagging of trash or linen is not necessary unless outside of bag visibly contaminated).

Transport:

Essential transport only. To prevent inhalation of fungal spores during periods when construction, renovation, or other dust-generating activities that may be ongoing in and around the health care facility, it has been advised that severely immunocompromised patients wear a high-efficiency respiratory protection device (e.g., an N95 respirator - if medically fit to tolerate) when they leave the Protective Environment. Clean and disinfect transport equipment. Alert receiving department regarding patient/resident isolation precaution status.

Other Special Precautions:

- Prohibit dried and fresh flowers and potted plants
- For patients requiring both a Protective Environment (PE) and Airborne Infection Isolation (AIIR), use an anteroom to ensure proper air balance relationships and provide independent exhaust of contaminated air to the outside or place a HEPA filter in the exhaust duct. If an anteroom is not available, place patient in an AIIR and use portable ventilation units, industrial-grade HEPA filters to enhance filtration of spores.

For additional guidance on protective environments, please see guidance:

<https://www.cdc.gov/infectioncontrol/guidelines/isolation/appendix/environment.html>

PROTECTIVE ENVIRONMENT

- ▶ Designed for allogeneic Hematopoietic Stem Cell Transplant (HSCT) patients to minimize fungal spore counts in the air and reduce the risk of invasive environmental fungal infections
- ▶ Environmental Controls:
 - ▶ HEPA filtration of incoming air
 - ▶ Directed room air flow
 - ▶ Positive pressure in relationship to corridor
 - ▶ Well-sealed rooms (i.e., walls, floors, ceilings, windows, electrical outlets)
 - ▶ ≥ 12 air changes per hour
 - ▶ Minimize dust
 - ▶ Prohibiting dried and fresh flowers and potted plants



NEUTROPENIC PRECAUTIONS



Not included in CDC's Guidelines for Isolation Precautions

PRECAUCIONES NEUTROPÉNICAS

Family/Visitors should not visit if having signs or symptoms of an infection or a communicable disease. Visitation also based on facility's policy.
 Los familiares y visitantes no deben visitar si tienen señales o síntomas de infección o de una enfermedad contagiosa. Las visitas también dependen de la política de la instalación.

Follow instructions below before entering room.
Antes de entrar a la habitación, siga las instrucciones a continuación.



Everyone must:

Todos deben:

Clean hands before entering and when leaving room.

Lavarse las manos antes de entrar y antes de salir de la habitación.



Avoid raw or under cooked fruits or vegetables; raw or undercooked eggs or shellfish

Evitar las frutas y verduras crudas o poco cocidas; los huevos o mariscos crudos o poco cocidos.



No live flowers or plants.

No se permiten flores ni plantas vivas.



Do not enter if feeling unwell.

No entre si está enfermo.

Additional PPE may be required per Standard Precautions.
Es posible que se exija utilizar equipo de protección personal adicional según las precauciones estándar.

Neutropenic Precautions

Neutropenia — The definition of neutropenia varies from institution to institution, but neutropenia is usually defined as an absolute neutrophil count (ANC) <1500 or 1000 cells/microL and severe neutropenia as an ANC <500 cells/microL or an ANC that is expected to decrease to <500 cells/microL over the next 48 hours [2,3]. Profound neutropenia is defined as an ANC <100 cells/microL. The risk of clinically important infection rises as the neutrophil count falls below 500 cells/microL and is higher in those with a prolonged duration of neutropenia (>7 days).

Room Placement:

Use private room when available.

Personal Protective Equipment Per Standard Precautions

Dishes/Utensils:

No special precautions. Should be managed in accordance with routine procedures.

Room Cleaning:

Follow facility policy for Neutropenic Precautions

Trash and Linen Management:

Bag linen and trash in patient/resident room (double bagging of trash or linen is not necessary unless outside of bag visibly contaminated).

Transport:

Essential transport only. Place patient/resident in a medical grade mask. Clean and disinfect transport equipment. Alert receiving department regarding patient/resident isolation precaution status.

Other Special Precautions:

- No live flowers or plants.
- Do not enter if feeling unwell.
- Avoid fresh uncooked fruits and vegetables (cooked fruits and vegetables are okay), raw or undercooked eggs or shellfish. Only use desiccated pepper.

NEUTROPENIC PRECAUTIONS

- ▶ Absolute neutrophil count (ANC) < 1500 or AMC expected to decrease to <500 over next 48 hours
- ▶ Private room if available
- ▶ Routine room cleaning
- ▶ Avoid raw or undercooked fruits, eggs, vegetables, or shellfish or cracked pepper
- ▶ No live flowers or plants
- ▶ ***No staff or visitors' entry if ill***
- ▶ Surgical mask if leaving room

FRONT/BACK POCKET CARD: (PRINTS A 2-PAGE DOCUMENT TO BE TRIMMED/LAMINATED)

[HTTPS://SPICE.UNC.EDU/RESOURCES/NC-STANDARDIZED-ISOLATION-SIGNAGE/](https://spice.unc.edu/resources/nc-standardized-isolation-signage/)

Remember to always use STANDARD PRECAUTIONS for all patient care.

Standard precautions make use of common sense practices, including use of personal protective equipment, to protect healthcare providers from infection and prevent the spread of infection from patient to patient.

CONTACT PRECAUTIONS	ENTERIC PRECAUTIONS	DROPLET PRECAUTIONS	AIRBORNE PRECAUTIONS	SPILLAGE PRECAUTIONS
<p>Common conditions for using contact precautions are:</p> <ul style="list-style-type: none"> Multi-drug resistant <i>Staphylococcus aureus</i> (MRSA) Multi-drug resistant <i>Enterobacteriaceae</i> (MRE) Carbapenem-resistant <i>Enterobacteriaceae</i> (CRE) Extended spectrum beta-lactamase-producing <i>E. coli</i> (ESBL-E. coli) Colistin drug Other multi-drug resistant organisms Bubonic Unintentional contact with sharps HSV 	<p>Common conditions for using enteric precautions are:</p> <ul style="list-style-type: none"> Cholera Dysentery Shigellosis 	<p>Common conditions for using droplet precautions are:</p> <ul style="list-style-type: none"> 2019 novel coronavirus (COVID-19) Influenza virus Measles Respiratory syncytial virus (RSV) Scarlet fever Shingles (herpes zoster) Strep throat Mumps Rubella Pericardial B19 	<p>Common conditions for using airborne precautions are:</p> <ul style="list-style-type: none"> Acute bacterial meningitis (ABM) Measles Scarlet fever Shingles (herpes zoster) Strep throat Mumps Rubella Pericardial B19 	<p>The definition of spillage, refers to the spillage of infectious material from the patient to the caregiver, but not the other way around. Spillage is usually defined as an aerosolized respiratory tract (ART) or 100% airborne, and is not associated with an ART or 100% airborne. Spillage is usually defined as an ART or 100% airborne that is typically in close contact with the patient. The risk of spillage is reduced by the use of spillage containment devices. The risk of spillage is reduced by the use of spillage containment devices. The risk of spillage is reduced by the use of spillage containment devices.</p>

Remember to always use STANDARD PRECAUTIONS for all patient care.

Standard precautions make use of common sense practices, including use of personal protective equipment, to protect healthcare providers from infection and prevent the spread of infection from patient to patient.

DROPLET CONTACT PRECAUTIONS	AIRBORNE CONTACT PRECAUTIONS	SPECIAL AIRBORNE CONTACT PRECAUTIONS	SPILLAGE PRECAUTIONS
<p>Common conditions for using droplet contact precautions are:</p> <ul style="list-style-type: none"> Rhinovirus B associated with copious secretions Invasive group A streptococcal infection associated with soft tissue involvement Adenovirus pneumonia 	<p>Common conditions for using airborne contact precautions are:</p> <ul style="list-style-type: none"> Cholera Disseminated Shingles Scarlet fever Monkeypox Extrapulmonary tuberculosis (shingles lesions) 	<p>Common conditions for using special airborne contact precautions are:</p> <ul style="list-style-type: none"> COVID-19 SARS 	<p>LONG TERM CARE SPILLAGE PRECAUTIONS</p> <p>LONG TERM CARE SPILLAGE PRECAUTIONS</p> <p>Infection or colonization with a novel or targeted MDRG when Contact Precautions don't apply.</p> <p>Wounds and/or indwelling medical devices regardless of MDRG colonization status who reside in a setting where a resident known to be infected or colonized with a novel or targeted MDRG reside.</p>

SUMMARY

- ▶ Standard precautions are the primary strategy to interrupt transmission of infectious agents in healthcare facilities
 - ▶ HH,PPE, Respiratory Hygiene, Cleaning of Equipment and Environment
- ▶ Transmission-based precautions may also need to be implemented based on the type of infection and how it is transmitted
 - ▶ Contact, Droplet, Airborne and a combination of these
 - ▶ Enhanced Barrier Precautions
- ▶ CDC Guidance specific to multi-drug resistant organisms
 - ▶ 2006-Management of MDROs
 - ▶ Enhanced Barrier Precautions - 2022

