

Virtual Tour of Plant Engineering- HVAC

William A. Rutala, Ph.D., M.P.H., C.I.C.

**Director, Statewide Program for Infection Control and
Epidemiology and Professor of Medicine, University of
North Carolina at Chapel Hill, NC, USA**

**Former Director, Hospital Epidemiology, Occupational Health
and Safety, UNC Health Care, Chapel Hill, NC**

November 2025

1

HVAC


Heating, Ventilation and Air Conditioning

- Air handling units are the core elements of HVAC systems
- HVAC systems condition and circulate the air throughout the hospital
- Central air handling units connect ducts that run through the building
- Air filters are built into the heating and cooling systems
- The air filters reduce airborne contaminants
- Humidity, temperature and pressure (through ducts) sensors

2



3



4



5

SPECIAL HEALTHCARE SETTINGS

(Airborne Infection Isolation-All)

- Planning new or renovating All units
 - **Directed airflow:** exhaust air to the outside, away from air-intake and populated areas (IC)
 - **Well-sealed room** (IB)
 - **Room-air pressure:** Maintain continuous negative room with respect to corridor; monitor air pressure periodically (IB).; install self-closing doors (IC)
 - **Room-air changes:** Maintain at ≥ 12 per hour (IB)

6

Calculate Air Changes Per Hour

- Air changes per hour is a calculation of how many times per hour the entire volume of air in a room is replaced with supply air.
- $ACH = CFM \times 60m / \text{volume (l x w x h of space) of room ft}^3$
- To **calculate room air changes**, measure the supply airflow into a room, multiply the CFM times 60 minutes **per hour**. Then divide by the volume of the room in cubic feet (just changing CFM into Cubic Feet **per Hour** (CFH)).
- For example, $200 \text{ CFM} \times 60 \text{ m/h} = 12,000 \text{ CFH}$
- If room is $12 \text{ ft} \times 10 \text{ ft} \times 10 \text{ ft} = 1200 \text{ cubic feet}$
- $12,000 \text{ CFH} / 1200 \text{ CF} = 10 \text{ AC/hour}$

7

Area Designation	Air movement relationship to adjacent area	Minimum total air changes per hour UNC Hospital	All air directly exhausted to outdoors	Filtering system	Monitoring	Plant Engineering schedule for verification and documentation**
Hospital Ventilation Systems	NA	NA	Variable depending upon area	Filter bed #1 – MERV 7 Filter bed #2 – MERV 14	Operation of fans continuously monitored (alarmed). FM program for HVAC.	Filter bed #1 are visually inspected every 12 weeks and replaced as needed. Filter bed #2 are visually inspected annually and changed as needed. HEPA filters are inspected every 5 years and changed as needed.
Protective Environment Rooms <small>(see Listing of Protective Environment Rooms)</small>	Continuous positive pressure	9 air changes per hour (ACH)	NO	HEPA filtration MERV 17	PM program for HVAC.	ACH verified and documented annually by PE
Airborne Isolation Rooms (i.e., TB) <small>(see Listing of Airborne Isolation Rooms)</small>	Continuous negative pressure	6 ACH*	YES		Monitored daily (when used for isolation) by nursing staff using issue at test and documented in the patient's medical record. PM program for HVAC.	ACH verified and documented annually
Negative Pressure Rooms (i.e., other airborne disease such as chickenpox)	Continuous negative pressure	6 ACH	NO		Monitored daily (when used for isolation) by nursing staff using issue at test and documented in the patient's medical record. PM program for HVAC.	ACH verified and documented annually
Operating Rooms, Main Campus, Chapel Hill	Continuous positive pressure	15 ACH	NO	MERV 17	PM program for HVAC. Temperature and humidity history recorded in HVAC control system. Temperature, humidity, and pressure monitored by clinical department.	ACH verified and documented annually
Operating Rooms, Hillsborough Hospital	Continuous positive pressure	20 ACH	NO	MERV 17	PM program for HVAC. Temperature and humidity history recorded in HVAC control system. Temperature, humidity, and pressure monitored by clinical department.	ACH verified and documented annually
Operating Rooms, Ambulatory Surgery Center (ASC) at ACC	Continuous positive pressure	20 ACH	NO	MERV 17	PM program for HVAC by UNC Facilities Services. Temperature and humidity history recorded in HVAC control system by UNC Facilities Services. Temperature, humidity, pressure monitored by clinical department.	ACH verified and documented annually

8

Area Designation	Air movement relationship to adjacent area	Minimum total air changes per hour, UNC Hospitals*	All air directly exhausted to outdoors	Filtering System	Monitoring	Plant Engineering schedule for verification and documentation**
Bronchoscopy Rooms: 0 th Floor Main Hospital and 2 nd Floor Children's Hospital	Continuous negative pressure	12 ACH*	YES		PM program for HVAC.	ACH verified and documented annually
Central Sterile Processing Sterilizer Equipment Room, Chapel Hill	Continuous negative pressure	10 ACH*	YES		PM program for HVAC. Temperature and humidity history recorded in HVAC control system. Temperature, humidity, and pressure monitored by clinical department.	ACH verified and documented annually.
Central Sterile Processing Sterilizer Equipment Room, Hillsborough	Continuous negative pressure	10 ACH*	YES		Temperature and humidity history recorded in HVAC control system. Temperature, humidity, and pressure monitored by clinical department.	ACH verified and documented annually.
Central Sterile Processing Sterilizer Equipment Room, A/C	Continuous negative pressure	10 ACH*	YES		PM program for HVAC by UNC Facilities Services. Temperature and humidity history recorded in HVAC control system by UNC Facilities Services. Temperature, humidity, pressure monitored by clinical department.	ACH verified and documented annually.
Central Processing Sterile Storage Room, Chapel Hill	Continuous positive pressure	4 ACH*	NO		PM program for HVAC. Temperature and humidity history recorded in HVAC control system. Temperature, humidity, and pressure monitored by clinical department.	ACH verified and documented within 3 years.
Central Processing Sterile Storage Room, Hillsborough	Continuous positive pressure	4 ACH*	NO		Temperature and humidity history recorded in HVAC control system. Temperature, humidity, and pressure monitored by clinical department.	ACH verified and documented within 3 years.
Central Processing Sterile Storage Room, Sterile Processing Room and Clean Cart Holding Room, A/C	Continuous positive pressure	4 ACH*	NO		PM program for HVAC by UNC Facilities Services. Temperature and humidity history recorded in HVAC control system by UNC Facilities Services. Temperature, humidity, pressure monitored by clinical department.	ACH verified and documented within 3 years.
Central Processing Decontamination Room, Chapel Hill	Continuous negative pressure	6 ACH*	YES		PM program for HVAC. Temperature and humidity history recorded in HVAC control system. Temperature, humidity, and pressure monitored by clinical department.	ACH verified and documented annually.
Central Processing Decontamination Room, Hillsborough	Continuous negative pressure	6 ACH*	YES		Temperature and humidity history recorded in HVAC control system.	ACH verified and documented annually.








9

Hospitals

	Air Movement Relationship to Adjacent Area	Minimum Air Changes Of Outdoor Air Per Hour	Minimum Total Air Changes Per Hour
Surgery and Critical Care			
Intermediate Care	—	2	6
Gastrointestinal Endoscopy Room	Out	2	6
Endoscopic Instrument Processing Room	In	—	10
Laser Eye Room	Out	3	15
X-ray (Surgical/ Critical Care and Catheterization)	Out	3	15
Ancillary			
Lab Biochemistry	In	—	6
Lab Serology	In	—	6

10

Residential Buildings

Location Type	Suggested Outdoor Air Ventilation Rate (air changes per hour)
 Homes	0.35–1
 Hotel Rooms	1–2
 Offices	2–3
 Retail Shops	2–3
 Schools (except lecture halls)	5–6
 Sports Facilities	4–8
 Restaurants	6–8

11

Recommendations for Cleaning and Disinfecting of Noncritical Surfaces and Medical Devices in COVID-19 Patient Care

Kanamori, Weber, Rutala, Clin Infect Dis, <https://doi.org/10.1093/cid/ciaa1467>, 28 September 2020

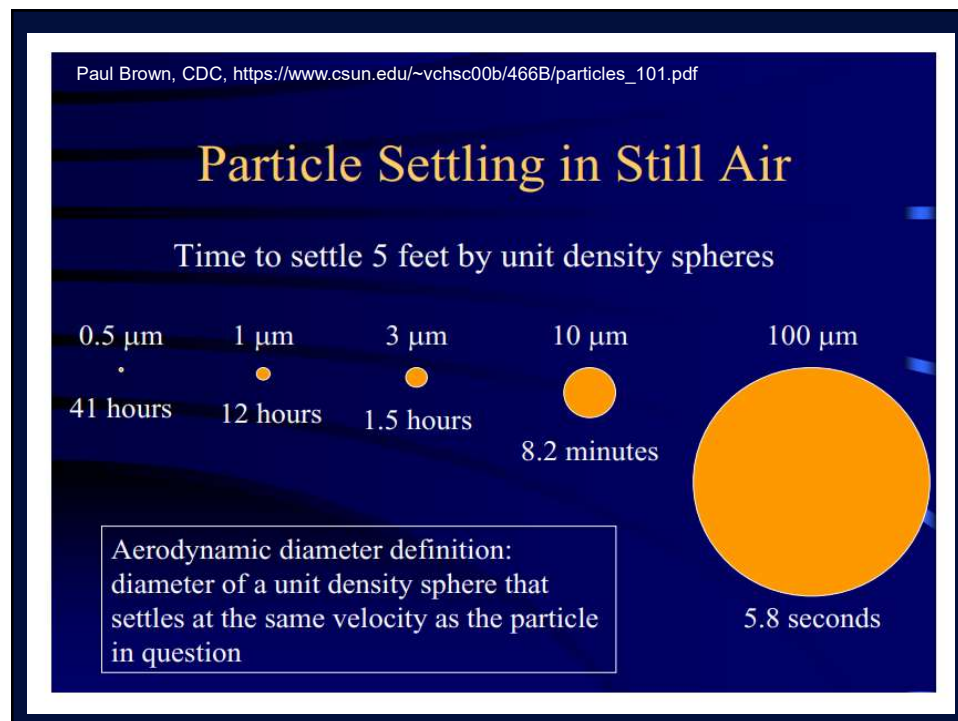
- Standardize cleaning/disinfection of environmental surfaces and medical devices in rooms occupied by COVID-19 patients.
- Follow CDC recommendation for letting room remain empty after discharge for the specified time period.
- Provide education and training for cleaning/disinfecting staff on proper donning and doffing of PPE as recommended by CDC.

12

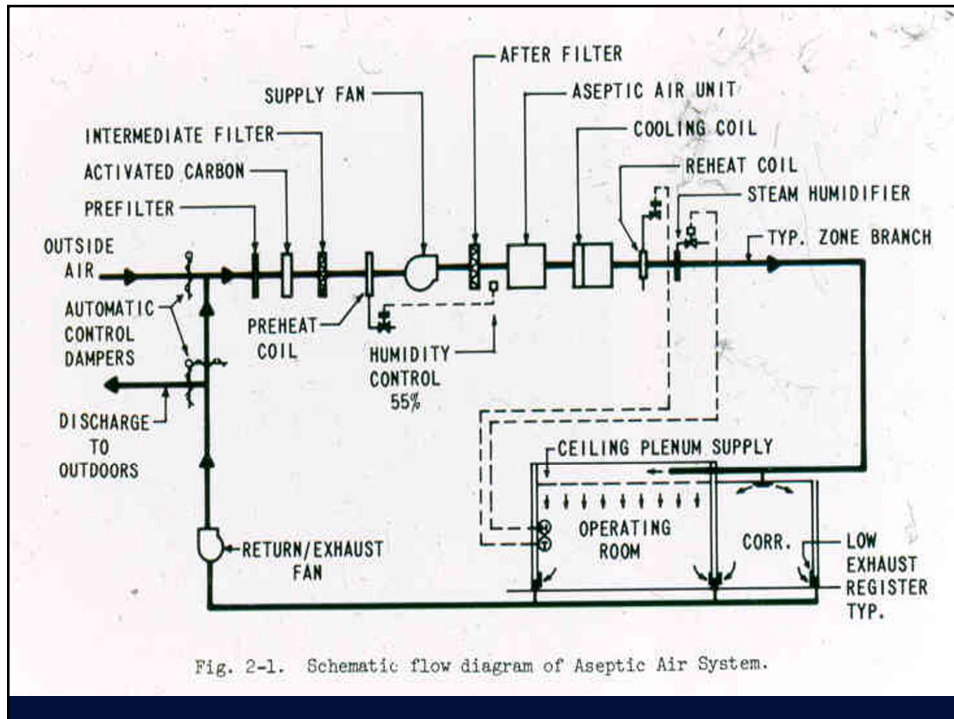
Air changes/hour (ACH) and time required for airborne-contaminant removal by efficiency *

ACH § 11	Time (mins.) required for removal 99% efficiency	Time (mins.) required for removal 99.9% efficiency
2	138	207
4	69	104
6 ⁺	46	69
8	35	52
10 ⁺	28	41
12 ⁺	23	35
15 ⁺	18	28
20	14	21
50	6	8

13



14



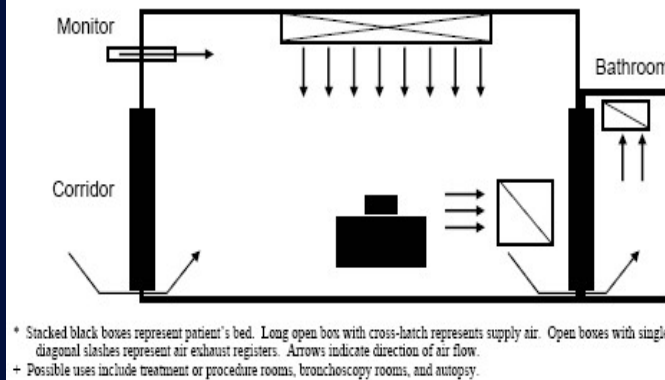
15



16

Environmental Infection Control for Special Health Care Settings

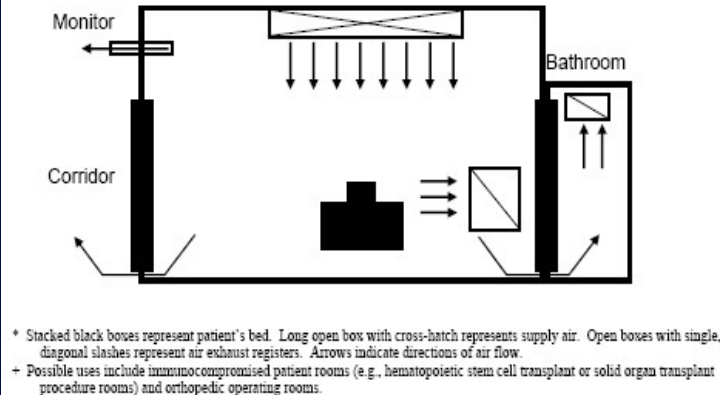
Figure 3. Example of negative-pressure room control for airborne infection isolation (AII)* + §¶



17

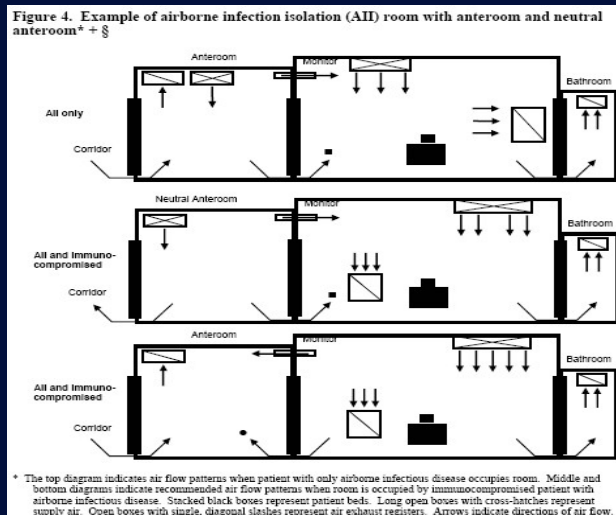
Environmental Infection Control for Special Health Care Settings

Figure 2. Example of positive-pressure room control for protection from airborne environmental microbes (PE)* + §



18

Environmental Infection Control for Special Health Care Settings



19

Minimum Efficiency Reporting Value

What does a MERV Rating mean to me?

The acronym MERV stands for "Minimum Efficiency Reporting Value." MERV ratings are used to rate the ability of an air cleaner filter to remove dust from the air as it passes through the filter. MERV is a standard used to measure the overall efficiency of a filter. The MERV scale ranges from 1 to 16, and measures a filter's ability to remove particles from .30 to 10 microns in size. To give you an idea of the scale of a micron, 100 microns is about the thickness of a piece of paper or a human hair. Filters with higher ratings not only remove more particles from the air, they also remove smaller particles.

MERV ratings are determined by adding particles of varying sizes into a controlled testing environment. The particles are added upstream of the test filter and a laser particle counter samples the air before it enters the filter and after it leaves the filter. The two particle counts are compared to calculate the Particle Size Efficiency of the tested filter. Once this is determined, a MERV Parameters chart is used to determine the MERV rating.

20

Minimum Efficiency Reporting Value

MERV Rating Chart

MERV Rating	Dust Spot Efficiency*	Typical Controlled Contaminant	Applications	Air Filter Type
1	<20%	>10.0 micron Particle Size	Minimal Filtration	Throwaway - Disposable fiberglass or synthetic panel filter
2	<20%	Pollen, Dust Mites, Sanding Dust, Spray Paint Dust, Textile Fibers, Carpet Fibers	Residential Window A/C Units	Washable - Aluminum mesh Electrostatic - Self charging woven panel filter
3	<20%			
4	<20%			
5	<20%	3.0-10.0 micron Particle Size	Commercial Buildings	Plated Filters - Disposable, extended surface area, thick with cotton-polyester blend media, cardboard frame
6	<20%	Mold Spores, Hair Spray, Fabric Protector, Dusting Aids, Cement Dust, Pudding Mix	Better Residential Industrial Workplace Paint Booth Inlet	Cartridge Filters - Graded density viscous coated cube or pocket filters, synthetic media Throwaway - Disposable synthetic panel filter
7	25-30%			
8	30-35%			
9	40-45%	1.0-3.0 micron Particle Size	Better Commercial Superior Residential	Bag Filter - Non-supported microfibre fiberglass or synthetic media, typically 6" - 36" deep, 6 - 12 pockets
10	50-55%	Legionella, Humidifier Dust, Lead Dust, Milled Flour, Auto Emissions, Welding Fumes	Hospital Laboratories Welding Booth Inlet	Box Filter - Rigid style cartridge filters typically 4" - 12" deep may use lofted or paper media
11	60-65%			
12	70-75%			
13	89-90%	.30-1.0 micron Particle Size	Superior Commercial General Surgery	Bag Filter - Non-supported microfibre fiberglass or synthetic media, typically 6" - 36" deep, 6 - 12 pockets
14	90-95%	All Bacteria, Most Tobacco Smoke, Proplet Nucell (Sneeze)	Hospital Rooms Smoking Lounge	Box Filter - Rigid style cartridge filters typically 4" - 12" deep may use lofted or paper media
15	>95%			
16	>95%			

* Dust spot efficiency measures a filter's ability to remove large particles, those that tend to soil building interiors.


21

Heating, Ventilation and Air Conditioning MERV 8 (30-35% in 3-10µ)




22

**Heating, Ventilation and Air Conditioning
MERV 8 (30-35% in 3-10 μ)**



23


**Heating, Ventilation and Air Conditioning
MERV 11 (60-65% in 1-3 μ)**



24

Heating, Ventilation and Air Conditioning

HEPA (High Efficiency Particulate Air)



25


Heating, Ventilation and Air Conditioning

Activated Carbon Filter-removes organic compounds and odors



26

Heating, Ventilation and Air Conditioning MERV 14 (90-95% in 0.3-1 μ)



27

Heating, Ventilation and Air Conditioning Four HVAC Systems In Cancer Hospital



28

Heating, Ventilation and Air Conditioning Supply Air from Outside



29

Heating, Ventilation and Air Conditioning Filter Bank of MERV 8



30

Heating, Ventilation and Air Conditioning Removal of MERV 8 from Filter Bank



31

Heating, Ventilation and Air Conditioning Air from Patient Rooms Recirculated




32

Heating, Ventilation and Air Conditioning Return Air Hits Wall and Directed to Filters



33

Heating, Ventilation and Air Conditioning Return Air with Diffusion Screen and MERV 11




34

Heating, Ventilation and Air Conditioning MERV 11 with Activated Carbon Filter



35

Heating, Ventilation and Air Conditioning Magnehelic Gauge Used to Measure Pressure Differential



36

Heating, Ventilation and Air Conditioning Filtered Air is Conditioned



37

Heating, Ventilation and Air Conditioning Filtered Air is Conditioned



38

Heating, Ventilation and Air Conditioning

Filtered Air is Conditioned (Cooled) Causing Condensate with Antimicrobial Tablets



39

Heating, Ventilation and Air Conditioning

Filtered Air is Conditioned (Cooled) Causing Condensate with Antimicrobial Tablets



40

Heating, Ventilation and Air Conditioning Supply Fan



41

Heating, Ventilation and Air Conditioning Roughing Filter with MERV 14




42

Heating, Ventilation and Air Conditioning Back Side of MERV 14 with Humidification Rods



43

Heating, Ventilation and Air Conditioning Filtered and Conditioned Air Supplied to Patient Rooms



44

Heating, Ventilation and Air Conditioning Supply Air to Hospital Patient Rooms



45

Heating, Ventilation and Air Conditioning Exhaust Fans on Roof



46



Thank you

47